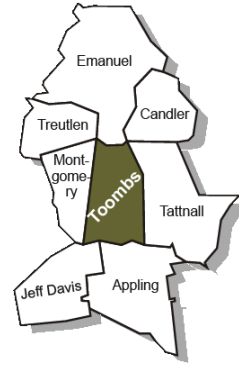




Area Labor Profile

Toombs

County



Updated: Apr 2021

Labor Force Activity - 2020

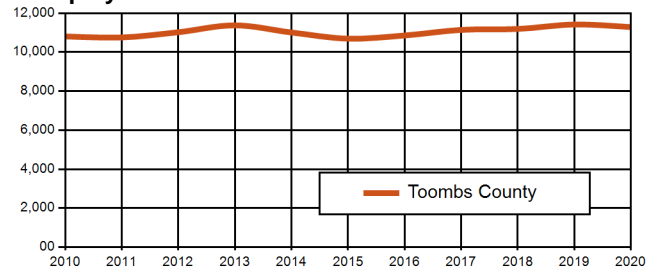
2020 ANNUAL AVERAGES

	Labor Force	Employed	Unemployed	Rate
Toombs	12,081	11,287	794	6.6%
Appling	9,105	8,674	431	4.7%
Candler	5,633	5,383	250	4.4%
Emanuel	8,518	7,915	603	7.1%
Jeff Davis	6,099	5,785	314	5.1%
Montgomery	3,891	3,681	210	5.4%
Tattall	9,651	9,237	414	4.3%
Treutlen	2,710	2,547	163	6.0%
Toombs Area	57,688	54,509	3,179	5.5%
Georgia	5,072,155	4,741,191	330,964	6.5%
United States	160,742,000	147,795,000	12,947,000	8.1%

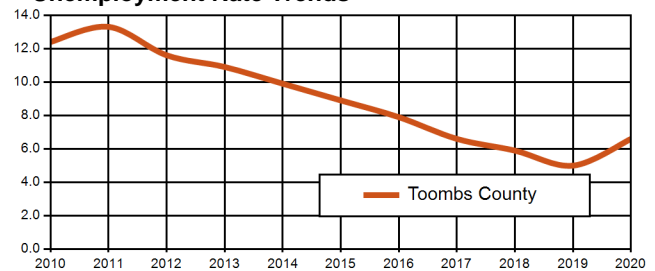
Note: This series reflects the latest information available. Labor Force includes residents of the county who are employed or actively seeking employment.

Source: Georgia Department of Labor; U.S. Bureau of Labor Statistics.

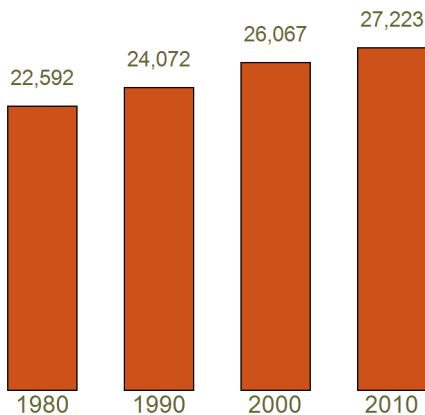
Employment Trends



Unemployment Rate Trends



Population Estimates



Population

	2010 Census	2019 Rank	2019 Estimate	% Change 2010-2019	2025 Projected*	% Change 2010-2025
Toombs	27,223	67	26,830	-1.4	27,243	0.1
City of Lyons	4,367					
Toombs Area	135,651		135,139	-0.4	136,302	0.5
Georgia	9,687,653		10,617,423	9.6	11,335,283	17.0
United States	308,745,538		328,239,523	6.3	349,439,199	13.2

Source: Population Division, U.S. Census Bureau, *Governor's Office of Planning and Budget.

MARK BUTLER - COMMISSIONER, GEORGIA DEPARTMENT OF LABOR

Equal Opportunity Employer/Program

Auxiliary Aids and Services Available upon Request to Individuals with Disabilities

Workforce Statistics & Economic Research; E-mail: Workforce_Info@gdol.ga.gov Phone: (404) 232-3875

Industry Mix - 3rd Quarter of 2020

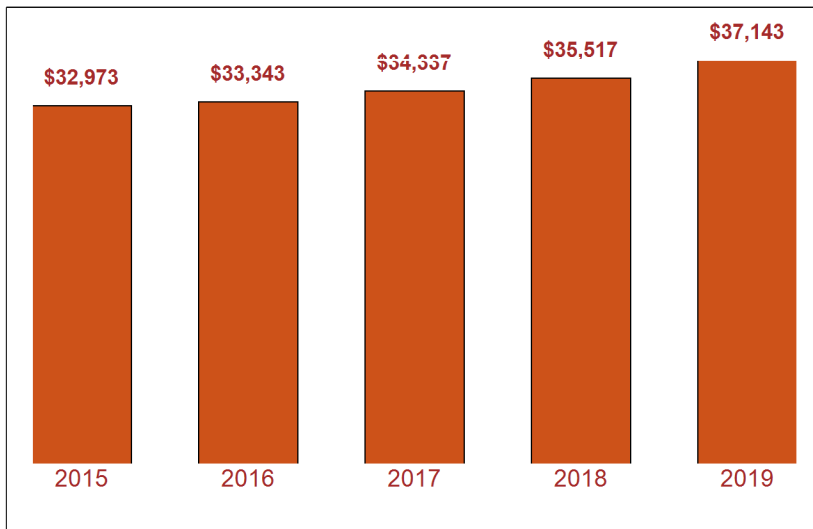
INDUSTRY	Toombs				Toombs Area			
	NUMBER OF FIRMS	EMPLOYMENT		WEEKLY WAGE	NUMBER OF FIRMS	EMPLOYMENT		WEEKLY WAGE
		NUMBER	PERCENT			NUMBER	PERCENT	
Goods-Producing	103	2,643	22.8	853	498	9,352	23.1	835
Agriculture, Forestry, Fishing and Hunting	33	434	3.7	832	173	2,014	5.0	816
Construction	35	438	3.8	998	179	1,619	4.0	890
Manufacturing	35	1,771	15.3	823	146	5,718	14.1	826
Food	7	*	*	*	12	838	2.1	962
Textile Product Mills	3	*	*	*	6	186	0.5	511
Apparel	2	*	*	*	4	165	0.4	517
Wood Product	4	151	1.3	1,278	25	1,266	3.1	1,016
Printing and Related Support Activities	4	*	*	*	5	23	0.1	669
Plastics and Rubber Products	2	*	*	*	2	*	*	*
Nonmetallic Mineral Product	2	*	*	*	8	67	0.2	696
Fabricated Metal Product	5	207	1.8	870	37	1,100	2.7	692
Machinery	1	*	*	*	11	*	*	*
Electrical Equipment, Appliance, and Component	1	*	*	*	4	81	0.2	1,020
Miscellaneous	4	*	*	*	7	125	0.3	403
Leather and Allied Product	0	0	0.0	0	1	*	*	*
Beverage and Tobacco Product	0	0	0.0	0	1	*	*	*
Paper	0	0	0.0	0	1	*	*	*
Primary Metal	0	0	0.0	0	2	*	*	*
Textile Mills	0	0	0.0	0	2	*	*	*
Petroleum and Coal Products	0	0	0.0	0	2	*	*	*
Computer and Electronic Product	0	0	0.0	0	2	*	*	*
Chemical	0	0	0.0	0	4	121	0.3	891
Transportation Equipment	0	0	0.0	0	4	247	0.6	641
Furniture and Related Product	0	0	0.0	0	6	84	0.2	800
Service-Providing	541	7,421	64.1	681	1,916	22,427	55.4	737
Utilities	5	126	1.1	1,335	13	1,320	3.3	2,346
Wholesale Trade	32	492	4.2	827	135	1,833	4.5	835
Retail Trade	148	1,736	15.0	517	511	5,432	13.4	543
Transportation and Warehousing	17	*	*	*	89	882	2.2	906
Information	6	42	0.4	517	25	218	0.5	797
Finance and Insurance	33	313	2.7	938	142	1,038	2.6	865
Real Estate and Rental and Leasing	11	22	0.2	726	43	77	0.2	690
Professional, Scientific, and Technical Services	52	173	1.5	631	162	731	1.8	714
Management of Companies and Enterprises	1	*	*	*	6	297	0.7	966
Administrative and Support and Waste Management and Remediation Services	24	789	6.8	476	88	1,349	3.3	538
Educational Services	5	106	0.9	531	18	1,008	2.5	276
Health Care and Social Assistance	89	2,163	18.7	913	249	4,375	10.8	880
Arts, Entertainment, and Recreation	5	17	0.1	110	16	48	0.1	293
Accommodation and Food Services	68	943	8.1	303	213	3,183	7.9	292
Other Services (except Public Administration)	45	269	2.3	689	127	582	1.4	649
Unclassified - industry not assigned	24	14	0.1	421	79	54	0.1	634
Total - Private Sector	668	10,078	87.0	726	2,414	31,779	78.4	766
Total - Government	37	1,506	13.0	725	247	8,733	21.6	715
Federal Government	5	91	0.8	871	44	402	1.0	861
State Government	19	276	2.4	730	89	1,868	4.6	707
Local Government	13	1,139	9.8	712	114	6,463	16.0	708
ALL INDUSTRIES	705	11,585	100.0	726	2,661	40,511	100.0	754
ALL INDUSTRIES - Georgia					313,740	4,252,270		1,083

Note: *Denotes confidential data relating to individual employers and cannot be released. These data use the North American Industrial Classification System (NAICS) categories. Average weekly wage is derived by dividing gross payroll dollars paid to all employees - both hourly and salaried - by the average number of employees who had earnings; average earnings are then divided by the number of weeks in a reporting period to obtain weekly figures. Figures in other columns may not sum accurately due to rounding. All figures are 3rd Quarter of 2020.

Source: Georgia Department of Labor. These data represent jobs that are covered by unemployment insurance laws.

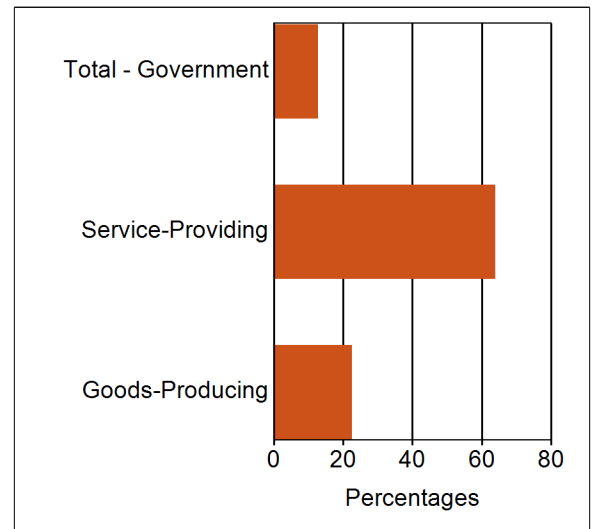
Toombs Per Capita Income

Source: U.S. Bureau of Economic Analysis



Toombs Industry Mix 2020

Source: See Industry Mix data on Page 2.



Top Ten Largest Employers - 2020*

Toombs

Chicken Of The Sea International
 Department of Transportation
 Dot Foods, Inc.
 E K G Security, Inc.
 McLendon Enterprises, Inc.
 Meadows Regional Medical Center, Inc.
 Remedy Intelligent Staffing, Inc.
 Southeastern Technical College
 Trane U.S., Inc.
 Walmart

*Note: Represents employment covered by unemployment insurance excluding all government agencies except correctional institutions, state and local hospitals, state colleges and universities. Data shown for the Third Quarter of 2020. Employers are listed alphabetically by area, not by the number of employees.

Source: Georgia Department of Labor

Toombs Area

Beasley Forest Products, Inc.
 Coastal Plains Education Center
 Crider, Inc.
 Georgia Department of Corrections
 Meadows Regional Medical Center, Inc.
 Rotary Corp
 Southern Nuclear Operating Co
 Tattnell Hospital Company, LLC
 Trane U.S., Inc.
 Walmart

COUNTY

Jeff Davis
 Candler
 Emanuel
 Tattnell
 Toombs
 Tattnell
 Appling
 Tattnell
 Toombs
 Toombs

Education of the Labor Force

Toombs Area

PERCENT DISTRIBUTION BY AGE

	PERCENT OF TOTAL	18-24	25-34	35-44	45-64	65+
Elementary	8.9%	5.5%	7.4%	5.8%	7.2%	19.4%
Some High School	16.1%	25.5%	15.5%	13.2%	13.6%	17.5%
High School Grad/GED	42.3%	40.4%	40.7%	44.6%	43.9%	40.1%
Some College	16.8%	22.7%	19.0%	16.7%	16.3%	11.3%
College Grad 2 Yr	5.3%	2.4%	7.4%	6.8%	6.0%	2.4%
College Grad 4 Yr	6.8%	3.3%	7.5%	8.7%	7.7%	5.1%
Post Graduate Studies	3.8%	0.2%	2.5%	4.2%	5.3%	4.3%
Totals	100.0%	100.0%	100.0%	100.0%	100.0%	100.0%

Note: Totals are based on the portion of the labor force between ages 18 - 65+. Some College category represents workers with some college with no degree less than two years.

Source: U.S. Census Bureau - 2010 Decennial Census.

High School Graduates - 2020



	PUBLIC SCHOOLS	PRIVATE SCHOOLS*	TOTAL
Appling	204	--	204
Candler	128	--	128
Emanuel	233	--	233
Jeff Davis	187	--	187
Montgomery	50	--	50
Tattnall	200	--	200
Toombs	341	--	341
Treutlen	52	--	52
Toombs Area	1,395	--	1,395

Note: Public schools include city as well as county schools systems.

* Private schools data is not available for 2020 from Georgia Independent School Association.

Source: The Governor's Office of Student Achievement of Georgia.

Colleges and Universities

Toombs Area

Montgomery

Brewton-Parker College	www.bpc.edu
Commercial Truck Driving Center (Satellite campus of Southeastern Technical College)	www.southeasterntech.edu
Economic Development Center (Satellite campus of Southeastern Technical College)	www.southeasterntech.edu
Hugh M. Gillis Medical Center (Satellite campus of Southeastern Technical College)	www.southeasterntech.edu
Montgomery County Center (Satellite campus of Southeastern Technical College)	www.southeasterntech.edu

Appling

Baxley Campus (Satellite campus of Coastal Pines Technical College)	www.coastalpinesttechnicalcollege.org/
---	--

Jeff Davis

Hazlehurst Campus (Satellite campus of Coastal Pines Technical College)	www.coastalpinesttechnicalcollege.org/
---	--

Emanuel

East Georgia State College	www.ega.edu
Swainsboro Campus (Satellite campus of Southeastern Technical College)	www.southeasterntech.edu

Candler

Candler County Center (Satellite campus of Southeastern Technical College)	www.southeasterntech.edu
--	--

Tattnall

Glennville Campus (Satellite campus of Southeastern Technical College)	www.southeasterntech.edu
Tattnall-Reidsville Center (Satellite campus of Southeastern Technical College)	www.southeasterntech.edu

Toombs

Southeastern Technical College	www.southeasterntech.edu
--------------------------------	--

Treutlen

Treutlen Workforce Development (Satellite campus of Southeastern Technical College)	www.southeasterntech.edu
---	--

Note: The colleges and universities listed include public and private institutions. This list is updated periodically as information becomes available.

Source: Integrated Postsecondary Education Data System (IPEDS).

Technical College Graduates - 2020*

PROGRAMS	TOTAL GRADUATES			PERCENT CHANGE	
	2018	2019	2020	2018-2019	2019-2020
Accounting Technology/Technician and Bookkeeping°	26	31	23	19.2	-25.8
Administrative Assistant and Secretarial Science, General	14	4	9	-71.4	125.0
Allied Health and Medical Assisting Services, Other°	13	17	17	30.8	0.0
Automobile/Automotive Mechanics Technology/Technician°	36	23	11	-36.1	-52.2
Business Administration and Management, General°	49	39	78	-20.4	100.0
Child Care Provider/Assistant°	9	23	23	155.6	0.0
Clinical/Medical Laboratory Technician	14	8	9	-42.9	12.5
Computer Installation and Repair Technology/Technician°	11	16	19	45.5	18.8
Cosmetology/Cosmetologist, General°	53	60	30	13.2	-50.0
Criminal Justice/Safety Studies°	48	24	25	-50.0	4.2
Data Entry/Microcomputer Applications, General°	29	42	35	44.8	-16.7
Data Processing and Data Processing Technology/Technician°	8	1	6	-87.5	500.0
Dental Hygiene/Hygienist	3	8	9	166.7	12.5
Early Childhood Education and Teaching	8	9	10	12.5	11.1
Electrical/Electronics Equipment Installation and Repair, General	8	11	5	37.5	-54.5
Electrician°	46	31	39	-32.6	25.8
Emergency Medical Technology/Technician (EMT Paramedic)°	32	36	19	12.5	-47.2
General Office Occupations and Clerical Services°	15	21	10	40.0	-52.4
Health Information/Medical Records Technology/Technician°	13	13	6	0.0	-53.8
Health Services/Allied Health/Health Sciences, General°	80	17	139	-78.8	717.6
Heating, Air Conditioning, Ventilation and Refrigeration Maintenance Technology/°	2	1	6	-50.0	500.0
Human Resources Management/Personnel Administration, General°	21	21	14	0.0	-33.3
Industrial Mechanics and Maintenance Technology°	20	36	17	80.0	-52.8
Licensed Practical/Vocational Nurse Training	49	26	15	-46.9	-42.3
Mammography Technician/Technology°	1	5	1	400.0	-80.0
Medical Office Assistant/Specialist°	25	19	23	-24.0	21.1
Medical/Clinical Assistant	13	15	17	15.4	13.3
Nursing Assistant/Aide and Patient Care Assistant/Aide°	75	33	51	-56.0	54.5
Radiologic Technology/Science - Radiographer	8	6	6	-25.0	0.0
Truck and Bus Driver/Commercial Vehicle Operator and Instructor°	65	80	47	23.1	-41.3
Web Page, Digital/Multimedia and Information Resources Design°	6	11	1	83.3	-90.9
Welding Technology/Welder°	100	86	75	-14.0	-12.8

Definition: All graduates except those listed as technical certificates(°) are diploma and degree graduates. Diploma and degree programs are one to two years in length. Technical certificates are less than a year in length. Duplication may occur due to graduates with multiple awards.

Source: Technical College System of Georgia

*Data shown represents Annual 2018, 2019, and 2020.

Note: Please visit TCSG website for any college configuration changes.

Georgia Department of Labor Location(s)

Career Center(s)

206 Queen Street

Suite 16

Vidalia, GA 30474

Phone: (888) 741 - 6216

Fax: (912) 537 - 3238

For copies of Area Labor Profiles, please visit our website at: <http://dol.georgia.gov> or contact Workforce Statistics & Economic Research, Georgia Department of Labor, 148 Andrew Young International Blvd N.E. Atlanta, GA. 30303-1751. Phone: 404-232-3875; Fax: 404-232-3888 or Email us at workforce_info@gdol.ga.gov