



Georgia

Area Labor Profile

Dodge

County



Updated: May 2022

Labor Force Activity - 2021

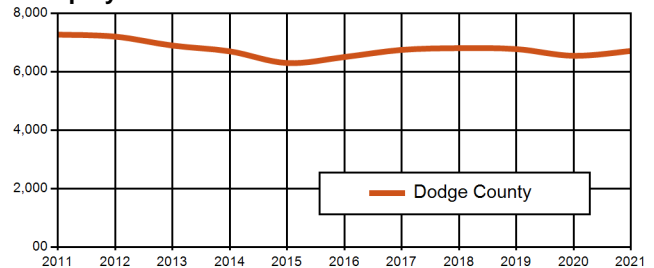
2021 ANNUAL AVERAGES

| | Labor Force | Employed | Unemployed | Rate |
|-------------------|---------------|---------------|--------------|-------------|
| Dodge | 7,005 | 6,709 | 296 | 4.2% |
| Bleckley | 4,622 | 4,393 | 229 | 5.0% |
| Laurens | 19,818 | 18,974 | 844 | 4.3% |
| Pulaski | 4,048 | 3,902 | 146 | 3.6% |
| Telfair | 3,735 | 3,467 | 268 | 7.2% |
| Wheeler | 1,637 | 1,547 | 90 | 5.5% |
| Wilcox | 2,778 | 2,649 | 129 | 4.6% |
| Dodge Area | 43,643 | 41,641 | 2,002 | 4.6% |
| Georgia | 5,186,969 | 4,983,732 | 203,237 | 3.9% |
| United States | 161,204,000 | 152,581,000 | 8,623,000 | 5.3% |

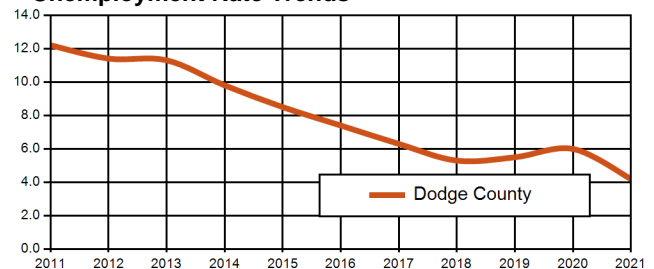
Note: This series reflects the latest information available. Labor Force includes residents of the county who are employed or actively seeking employment.

Source: Georgia Department of Labor; U.S. Bureau of Labor Statistics.

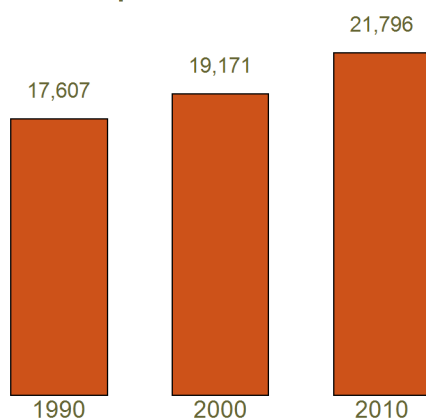
Employment Trends



Unemployment Rate Trends



Population Estimates



Population

| | 2010 Census | 2021 Rank | 2021 Estimate | % Change 2010-2021 | 2025 Projected* | % Change 2010-2025 |
|-------------------|----------------|-----------|----------------|--------------------|-----------------|--------------------|
| Dodge | 21,796 | 91 | 19,759 | -9.3 | 20,446 | -6.2 |
| City of Eastman | 4,962 | | | | | |
| Dodge Area | 128,479 | | 120,454 | -6.2 | 122,572 | -4.6 |
| Georgia | 9,687,653 | | 10,799,566 | 11.5 | 11,335,283 | 17.0 |
| United States | 308,745,538 | | 331,893,745 | 7.5 | 349,439,199 | 13.2 |

Source: Population Division, U.S. Census Bureau, *Governor's Office of Planning and Budget.

MARK BUTLER - COMMISSIONER, GEORGIA DEPARTMENT OF LABOR

Equal Opportunity Employer/Program

Auxiliary Aids and Services Available upon Request to Individuals with Disabilities

Workforce Statistics & Economic Research; E-mail: Workforce_Info@gdol.ga.gov Phone: (404) 232-3875

Industry Mix - 4th Quarter of 2021

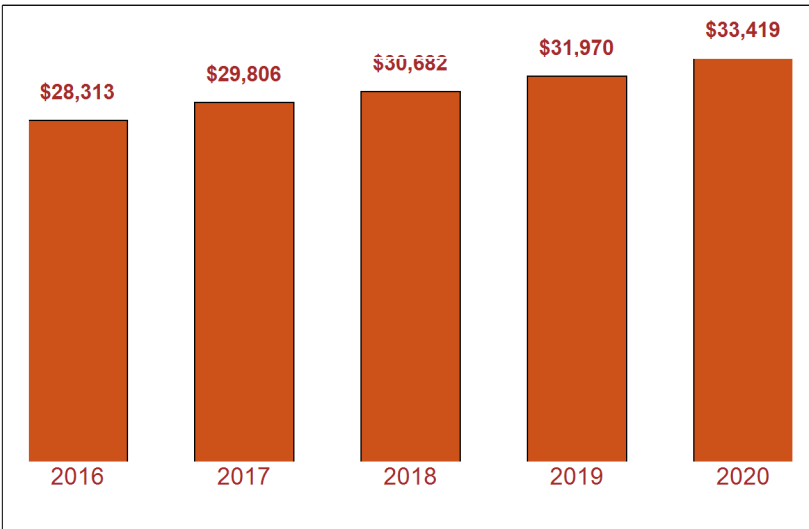
| INDUSTRY | Dodge | | | | Dodge Area | | | |
|--|--------------------|----------------------|--------------|----------------|--------------------|----------------------|--------------|----------------|
| | NUMBER OF FIRMS | EMPLOYMENT NUMBER | PERCENT | WEEKLY WAGE | NUMBER OF FIRMS | EMPLOYMENT NUMBER | PERCENT | WEEKLY WAGE |
| Goods-Producing | 43 | 658 | 13.5 | 936 | 338 | 4,887 | 14.5 | 1,143 |
| Agriculture, Forestry, Fishing and Hunting | 6 | 31 | 0.6 | 622 | 87 | 589 | 1.7 | 956 |
| Mining, Quarrying, and Oil and Gas Extraction | 0 | 0 | 0.0 | 0 | 1 | * | * | * |
| Construction | 24 | 195 | 4.0 | 801 | 166 | 1,344 | 4.0 | 1,051 |
| Manufacturing | 13 | 432 | 8.9 | 1,019 | 84 | 2,891 | 8.6 | 1,224 |
| Paper | 1 | * | * | * | 4 | 528 | 1.6 | 1,855 |
| Printing and Related Support Activities | 3 | * | * | * | 5 | 21 | 0.1 | 633 |
| Plastics and Rubber Products | 1 | * | * | * | 4 | 26 | 0.1 | 1,221 |
| Nonmetallic Mineral Product | 2 | * | * | * | 10 | 116 | 0.3 | 1,076 |
| Fabricated Metal Product | 4 | 191 | 3.9 | 1,027 | 15 | 934 | 2.8 | 1,150 |
| Transportation Equipment | 1 | * | * | * | 5 | 410 | 1.2 | 1,212 |
| Furniture and Related Product | 1 | * | * | * | 9 | 451 | 1.3 | 897 |
| Textile Mills | 0 | 0 | 0.0 | 0 | 1 | * | * | * |
| Electrical Equipment, Appliance, and Component | 0 | 0 | 0.0 | 0 | 1 | * | * | * |
| Computer and Electronic Product | 0 | 0 | 0.0 | 0 | 1 | * | * | * |
| Primary Metal | 0 | 0 | 0.0 | 0 | 1 | * | * | * |
| Chemical | 0 | 0 | 0.0 | 0 | 2 | * | * | * |
| Beverage and Tobacco Product | 0 | 0 | 0.0 | 0 | 2 | * | * | * |
| Machinery | 0 | 0 | 0.0 | 0 | 3 | * | * | * |
| Miscellaneous | 0 | 0 | 0.0 | 0 | 5 | 43 | 0.1 | 1,000 |
| Food | 0 | 0 | 0.0 | 0 | 5 | 58 | 0.2 | 576 |
| Wood Product | 0 | 0 | 0.0 | 0 | 11 | 244 | 0.7 | 1,072 |
| Service-Providing | 248 | 2,593 | 53.3 | 614 | 1,789 | 19,296 | 57.3 | 753 |
| Utilities | 1 | * | * | * | 6 | 140 | 0.4 | 1,444 |
| Wholesale Trade | 14 | 170 | 3.5 | 794 | 83 | 692 | 2.1 | 1,034 |
| Retail Trade | 63 | 738 | 15.2 | 512 | 448 | 5,122 | 15.2 | 623 |
| Transportation and Warehousing | 13 | 36 | 0.7 | 626 | 68 | 702 | 2.1 | 837 |
| Information | 3 | 17 | 0.3 | 277 | 23 | 207 | 0.6 | 1,117 |
| Finance and Insurance | 13 | 125 | 2.6 | 1,119 | 107 | 739 | 2.2 | 1,330 |
| Real Estate and Rental and Leasing | 7 | 13 | 0.3 | 710 | 64 | 189 | 0.6 | 742 |
| Professional, Scientific, and Technical Services | 22 | 64 | 1.3 | 1,024 | 125 | 575 | 1.7 | 1,333 |
| Management of Companies and Enterprises | 2 | * | * | * | 9 | * | * | * |
| Administrative and Support and Waste Management and Remediation Services | 12 | 188 | 3.9 | 628 | 109 | 2,300 | 6.8 | 752 |
| Educational Services | 1 | * | * | * | 7 | * | * | * |
| Health Care and Social Assistance | 47 | 721 | 14.8 | 618 | 286 | 4,530 | 13.5 | 889 |
| Arts, Entertainment, and Recreation | 2 | * | * | * | 18 | 189 | 0.6 | 449 |
| Accommodation and Food Services | 24 | 310 | 6.4 | 299 | 194 | 2,902 | 8.6 | 334 |
| Other Services (except Public Administration) | 24 | 127 | 2.6 | 755 | 143 | 523 | 1.6 | 724 |
| Unclassified - industry not assigned | 9 | 6 | 0.1 | 495 | 99 | 86 | 0.3 | 932 |
| Total - Private Sector | 300 | 3,257 | 67.0 | 679 | 2,127 | 24,183 | 71.8 | 832 |
| Total - Government | 44 | 1,605 | 33.0 | 726 | 245 | 9,488 | 28.2 | 918 |
| Federal Government | 8 | 42 | 0.9 | 1,064 | 48 | * | * | * |
| State Government | 26 | 543 | 11.2 | 769 | 93 | 2,177 | 6.5 | 768 |
| Local Government | 10 | 1,020 | 21.0 | 689 | 104 | 5,318 | 15.8 | 755 |
| ALL INDUSTRIES | 344 | 4,862 | 100.0 | 694 | 2,372 | 33,671 | 100.0 | 856 |
| ALL INDUSTRIES - Georgia | | | | | 351,397 | 4,607,081 | | 1,294 |

Note: *Denotes confidential data relating to individual employers and cannot be released. These data use the North American Industrial Classification System (NAICS) categories. Average weekly wage is derived by dividing gross payroll dollars paid to all employees - both hourly and salaried - by the average number of employees who had earnings; average earnings are then divided by the number of weeks in a reporting period to obtain weekly figures. Figures in other columns may not sum accurately due to rounding. All figures are 4th Quarter of 2021.

Source: Georgia Department of Labor. These data represent jobs that are covered by unemployment insurance laws.

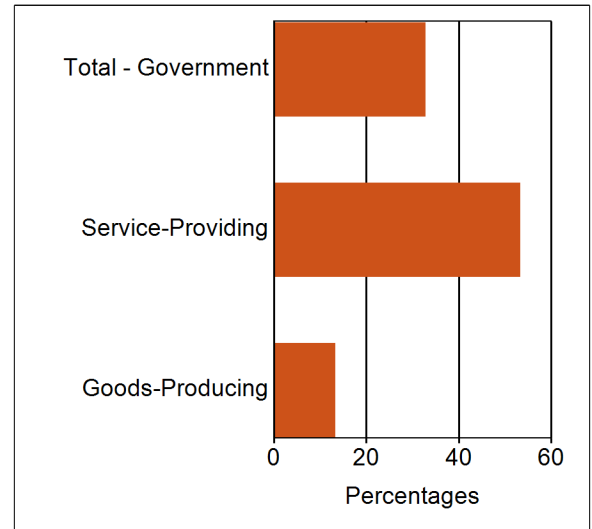
Dodge Per Capita Income

Source: U.S. Bureau of Economic Analysis



Dodge Industry Mix 2021

Source: See Industry Mix data on Page 2.



Top Ten Largest Employers - 2021*

Dodge

Arconic Architectural Products, LLC
 Eastman Healthcare & Rehab, LLC
 Georgia Department of Corrections
 Heart of Georgia Dynamics, Inc.
 Iv Care Of Middle Ga, Inc.
 Middle Georgia State College
 Mondi Bags USA, LLC
 Southern Home Care Services, Inc.
 Stuckey's Corporation
 Walmart

*Note: Represents employment covered by unemployment insurance excluding all government agencies except correctional institutions, state and local hospitals, state colleges and universities. Data shown for the Fourth Quarter of 2021. Employers are listed alphabetically by area, not by the number of employees.

Source: Georgia Department of Labor

Dodge Area

| Employer | COUNTY |
|---|---------|
| Best Buy Stores, LP | Laurens |
| Fairview Park Hospital | Laurens |
| Flexsteel Industries, Inc. | Laurens |
| Innovative Therapy Concepts, LLC | Pulaski |
| McRae Correctional Facility | Telfair |
| Taylor Regional Hospital | Pulaski |
| Walmart | Laurens |
| Warehouse Home Furnishings Distributors, Inc. | Laurens |
| Westrock Services, Inc.. | Laurens |
| YKK AP America, Inc. | Laurens |

Education of the Labor Force

Dodge Area

PERCENT DISTRIBUTION BY AGE

| | PERCENT OF TOTAL | PERCENT DISTRIBUTION BY AGE | | | | |
|-----------------------|------------------|-----------------------------|--------|--------|--------|--------|
| | | 18-24 | 25-34 | 35-44 | 45-64 | 65+ |
| Elementary | 7.2% | 2.2% | 4.1% | 3.8% | 6.4% | 18.7% |
| Some High School | 17.6% | 26.1% | 15.4% | 14.0% | 16.5% | 19.1% |
| High School Grad/GED | 42.7% | 39.6% | 44.2% | 45.9% | 44.3% | 37.3% |
| Some College | 15.7% | 25.4% | 17.5% | 14.9% | 13.9% | 11.4% |
| College Grad 2 Yr | 6.0% | 3.7% | 7.7% | 7.1% | 6.8% | 3.7% |
| College Grad 4 Yr | 6.5% | 2.6% | 7.6% | 8.2% | 7.1% | 5.7% |
| Post Graduate Studies | 4.3% | 0.5% | 3.7% | 6.1% | 5.1% | 4.2% |
| Totals | 100.0% | 100.0% | 100.0% | 100.0% | 100.0% | 100.0% |

Note: Totals are based on the portion of the labor force between ages 18 - 65+. Some College category represents workers with some college with no degree less than two years.

Source: U.S. Census Bureau - 2010 Decennial Census.

High School Graduates - 2021



| | PUBLIC SCHOOLS | PRIVATE SCHOOLS* | TOTAL |
|-------------------|----------------|------------------|--------------|
| Bleckley | 152 | -- | 152 |
| Dodge | 212 | -- | 212 |
| Laurens | 552 | -- | 552 |
| Pulaski | 84 | -- | 84 |
| Telfair | 103 | -- | 103 |
| Wheeler | 58 | -- | 58 |
| Wilcox | 82 | -- | 82 |
| Dodge Area | 1,243 | -- | 1,243 |

Note: Public schools include city as well as county schools systems.

* Private schools data is not available for 2021 from Georgia Independent School Association.

Source: The Governor's Office of Student Achievement of Georgia.

Colleges and Universities

Dodge Area

Dodge

| | |
|--|--|
| Mercer Campus (Satellite campus of Mercer University) | http://www.mercer.edu |
| Georgia Military College (Eastman Campus) | www.gmc.edu/about-gmc/eastman.cms |
| Dodge County Instructional Center (Satellite campus of Oconee Fall Line Technical College) | www.oftc.edu |

Pulaski

| | |
|--|--|
| Sam Way, Sr. Learning Center (Satellite campus of Central Georgia Technical College) | www.centralgatech.edu |
|--|--|

Laurens

| | |
|---|--|
| Georgia Military College (Dublin Campus) | www.gmc.edu/about-gmc/dublin-campus.cms |
| South Campus (Satellite campus of Oconee Fall Line Technical College) | www.oftc.edu |

Bleckley

| | |
|--|--|
| Middle Georgia State University (Cochran Campus) | www.mga.edu/ |
|--|--|

Telfair

| | |
|--|--|
| Little Ocmulgee Center (Loic) (Satellite campus of Oconee Fall Line Technical College) | www.oftc.edu |
|--|--|

Wilcox

| | |
|--|--|
| Wilcox Learning Center (Satellite campus of Wiregrass Georgia Technical College) | www.wiregrass.edu |
|--|--|

Note: The colleges and universities listed include public and private institutions. This list is updated periodically as information becomes available.

Source: Integrated Postsecondary Education Data System (IPEDS).

Technical College Graduates - 2021*

| PROGRAMS | TOTAL GRADUATES | | | PERCENT CHANGE | |
|--|-----------------|------|------|----------------|-----------|
| | 2019 | 2020 | 2021 | 2019-2020 | 2020-2021 |
| Accounting Technology/Technician and Bookkeeping° | 343 | 292 | 338 | -14.9 | 15.8 |
| Administrative Assistant and Secretarial Science, General | 113 | 90 | 87 | -20.4 | -3.3 |
| Aesthetician/Esthetician and Skin Care Specialist° | 23 | 3 | 26 | -87.0 | 766.7 |
| Airframe Mechanics and Aircraft Maintenance Technology/Technician° | 115 | 112 | 114 | -2.6 | 1.8 |
| Allied Health and Medical Assisting Services, Other° | 100 | 114 | 109 | 14.0 | -4.4 |

Technical College Graduates - 2021*

| PROGRAMS | TOTAL GRADUATES | | | PERCENT CHANGE | |
|---|-----------------|------|------|----------------|-----------|
| | 2019 | 2020 | 2021 | 2019-2020 | 2020-2021 |
| Autobody/Collision and Repair Technology/Technician° | 29 | 20 | 24 | -31.0 | 20.0 |
| Automobile/Automotive Mechanics Technology/Technician° | 317 | 323 | 283 | 1.9 | -12.4 |
| Banking and Financial Support Services° | 8 | 5 | 4 | -37.5 | -20.0 |
| Barbering/Barber° | 123 | 91 | 50 | -26.0 | -45.1 |
| Biology Technician/Biotechnology Laboratory Technician | 5 | 2 | 2 | -60.0 | 0.0 |
| Business Administration and Management, General° | 450 | 419 | 381 | -6.9 | -9.1 |
| Business Administration, Management and Operations, Other | 3 | 2 | 2 | -33.3 | 0.0 |
| Business/Office Automation/Technology/Data Entry° | 4 | 3 | 114 | -25.0 | 3700.0 |
| Cardiovascular Technology/Technologist | 7 | 10 | 5 | 42.9 | -50.0 |
| Carpentry/Carpenter° | 74 | 22 | 15 | -70.3 | -31.8 |
| Child Care and Support Services Management° | 11 | 28 | 15 | 154.5 | -46.4 |
| Child Care Provider/Assistant° | 248 | 285 | 198 | 14.9 | -30.5 |
| Clinical/Medical Laboratory Technician | 7 | 7 | 4 | 0.0 | -42.9 |
| Communications Systems Installation and Repair Technology° | 16 | 17 | 10 | 6.3 | -41.2 |
| Computer and Information Systems Security/Information Assurance° | 22 | 26 | 86 | 18.2 | 230.8 |
| Computer Installation and Repair Technology/Technician° | 455 | 351 | 302 | -22.9 | -14.0 |
| Computer Programming Special Applications° | 32 | 34 | 37 | 6.3 | 8.8 |
| Computer Programming/Programmer, General | 28 | 22 | 26 | -21.4 | 18.2 |
| Cosmetology/Cosmetologist, General° | 641 | 462 | 395 | -27.9 | -14.5 |
| Criminal Justice/Police Science° | 14 | 16 | 14 | 14.3 | -12.5 |
| Criminal Justice/Safety Studies° | 196 | 201 | 176 | 2.6 | -12.4 |
| Crisis/Emergency/Disaster Management° | 1 | 1 | 1 | 0.0 | 0.0 |
| Culinary Arts/Chef Training | 4 | 10 | 4 | 150.0 | -60.0 |
| Customer Service Support/Call Center/Teleservice Operation | 832 | 412 | 207 | -50.5 | -49.8 |
| Data Processing and Data Processing Technology/Technician° | 126 | 128 | 111 | 1.6 | -13.3 |
| Dental Assisting/Assistant | 15 | 8 | 25 | -46.7 | 212.5 |
| Dental Hygiene/Hygienist | 32 | 28 | 30 | -12.5 | 7.1 |
| Design and Visual Communications, General° | 74 | 57 | 77 | -23.0 | 35.1 |
| Diesel Mechanics Technology/Technician° | 54 | 15 | 30 | -72.2 | 100.0 |
| Drafting and Design Technology/Technician, General° | 8 | 4 | 3 | -50.0 | -25.0 |
| Early Childhood Education and Teaching° | 120 | 121 | 90 | 0.8 | -25.6 |
| Electrical, Electronic and Communications Engineering Technology/Technician | 1 | 5 | 3 | 400.0 | -40.0 |
| Electrical/Electronics Equipment Installation and Repair, General° | 110 | 72 | 75 | -34.5 | 4.2 |
| Electrician° | 51 | 46 | 107 | -9.8 | 132.6 |
| Electrocardiograph Technology/Technician° | 12 | 9 | 1 | -25.0 | -88.9 |
| Emergency Medical Technology/Technician (EMT Paramedic)° | 303 | 169 | 150 | -44.2 | -11.2 |

Technical College Graduates - 2021*

| PROGRAMS | TOTAL GRADUATES | | | PERCENT CHANGE | |
|---|-----------------|------|------|----------------|-----------|
| | 2019 | 2020 | 2021 | 2019-2020 | 2020-2021 |
| Entrepreneurship/Entrepreneurial Studies° | 2 | 6 | 1 | 200.0 | -83.3 |
| Fire Prevention and Safety Technology/Technician° | 1 | 2 | 2 | 100.0 | 0.0 |
| Fire Science/Fire-fighting° | 11 | 9 | 4 | -18.2 | -55.6 |
| Fire Services Administration | 1 | 3 | 2 | 200.0 | -33.3 |
| Food Preparation/Professional Cooking/Kitchen Assistant° | 117 | 150 | 95 | 28.2 | -36.7 |
| Game and Interactive Media Design | 6 | 6 | 5 | 0.0 | -16.7 |
| Graphic Design° | 6 | 11 | 2 | 83.3 | -81.8 |
| Health Information/Medical Records Technology/Technician° | 38 | 39 | 53 | 2.6 | 35.9 |
| Heating, Air Conditioning, Ventilation and Refrigeration Maintenance Technology/° | 180 | 217 | 245 | 20.6 | 12.9 |
| Hospitality Administration/Management, General° | 6 | 4 | 7 | -33.3 | 75.0 |
| Human Resources Management/Personnel Administration, General° | 66 | 73 | 79 | 10.6 | 8.2 |
| Industrial Mechanics and Maintenance Technology° | 310 | 396 | 349 | 27.7 | -11.9 |
| Instrumentation Technology/Technician° | 12 | 25 | 12 | 108.3 | -52.0 |
| Legal Assistant/Paralegal | 5 | 2 | 11 | -60.0 | 450.0 |
| Licensed Practical/Vocational Nurse Training | 180 | 151 | 139 | -16.1 | -7.9 |
| Logistics, Materials, and Supply Chain Management° | 65 | 115 | 121 | 76.9 | 5.2 |
| Machine Shop Technology/Assistant° | 61 | 72 | 33 | 18.0 | -54.2 |
| Marketing/Marketing Management, General | 10 | 5 | 15 | -50.0 | 200.0 |
| Mechanic and Repair Technologies/Technicians, Other | 210 | 321 | 411 | 52.9 | 28.0 |
| Medical Insurance Coding Specialist/Coder° | 42 | 44 | 34 | 4.8 | -22.7 |
| Medical Insurance Specialist/Medical Biller° | 11 | 4 | 13 | -63.6 | 225.0 |
| Medical Office Assistant/Specialist° | 55 | 59 | 37 | 7.3 | -37.3 |
| Medical Reception/Receptionist° | 43 | 52 | 51 | 20.9 | -1.9 |
| Medical/Clinical Assistant | 82 | 42 | 90 | -48.8 | 114.3 |
| Medium/Heavy Vehicle and Truck Technology/Technician° | 38 | 56 | 38 | 47.4 | -32.1 |
| Network and System Administration/Administrator° | 158 | 148 | 146 | -6.3 | -1.4 |
| Nursing Assistant/Aide and Patient Care Assistant/Aide° | 329 | 289 | 388 | -12.2 | 34.3 |
| Optometric Technician/Assistant° | 7 | 1 | 5 | -85.7 | 400.0 |
| Pharmacy Technician/Assistant° | 28 | 30 | 18 | 7.1 | -40.0 |
| Phlebotomy Technician/Phlebotomist° | 69 | 57 | 57 | -17.4 | 0.0 |
| Plumbing Technology/Plumber° | 27 | 10 | 20 | -63.0 | 100.0 |
| Polysomnography | 8 | 1 | 10 | -87.5 | 900.0 |
| Professional, Technical, Business, and Scientific Writing° | 61 | 19 | 55 | -68.9 | 189.5 |
| Radiologic Technology/Science - Radiographer° | 86 | 81 | 88 | -5.8 | 8.6 |
| Rehabilitation and Therapeutic Professions, Other | 15 | 9 | 2 | -40.0 | -77.8 |
| Renal/Dialysis Technologist/Technician° | 62 | 50 | 32 | -19.4 | -36.0 |
| Respiratory Care Therapy/Therapist | 10 | 10 | 10 | 0.0 | 0.0 |

Technical College Graduates - 2021*

| PROGRAMS | TOTAL GRADUATES | | | PERCENT CHANGE | |
|--|-----------------|------|-------|----------------|-----------|
| | 2019 | 2020 | 2021 | 2019-2020 | 2020-2021 |
| Restaurant, Culinary, and Catering Management/Manager ^o | 11 | 15 | 7 | 36.4 | -53.3 |
| Surgical Technology/Technologist ^o | 21 | 24 | 22 | 14.3 | -8.3 |
| Teacher Assistant/Aide ^o | 5 | 8 | 7 | 60.0 | -12.5 |
| Truck and Bus Driver/Commercial Vehicle Operator and Instructor ^o | 277 | 231 | 245 | -16.6 | 6.1 |
| Web Page, Digital/Multimedia and Information Resources Design ^o | 44 | 26 | 29 | -40.9 | 11.5 |
| Welding Technology/Welder ^o | 1,130 | 916 | 1,153 | -18.9 | 25.9 |

Definition: All graduates except those listed as technical certificates(^o) are diploma and degree graduates. Diploma and degree programs are one to two years in length. Technical certificates are less than a year in length. Duplication may occur due to graduates with multiple awards.

Source: Technical College System of Georgia

*Data shown represents Annual 2019, 2020, and 2021.

Note: Please visit TCSG website for any college configuration changes.

Georgia Department of Labor Location(s)

Career Center(s)

5016 Park Way
Eastman, GA 31023

Phone: (478) 374 - 6405 **Fax:** (478) 374 - 6429

For copies of Area Labor Profiles, please visit our website at: <http://dol.georgia.gov> or contact Workforce Statistics & Economic Research, Georgia Department of Labor, 148 Andrew Young International Blvd N.E. Atlanta, GA. 30303-1751. Phone: 404-232-3875; Fax: 404-232-3888 or Email us at workforce_info@gdol.ga.gov