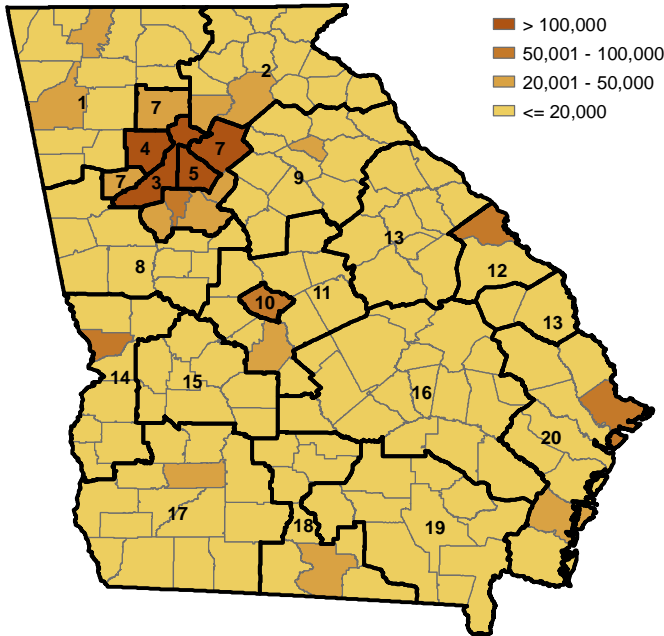


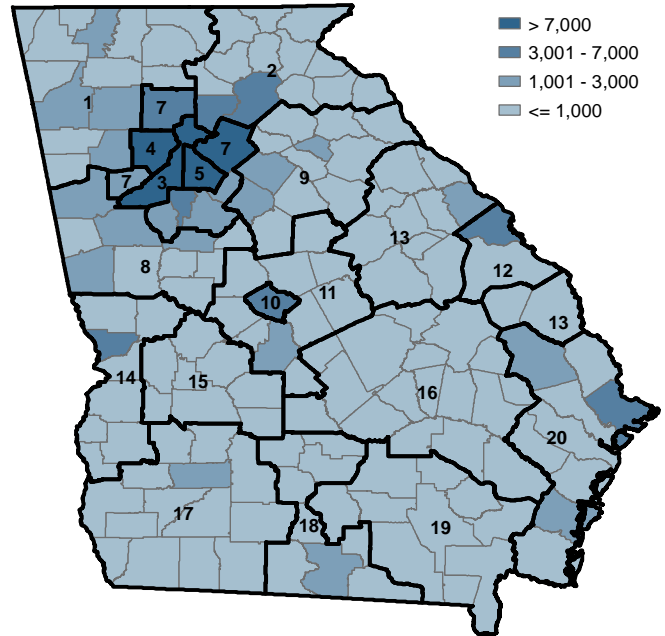
Annual Industry Averages from QCEW 2006

NAICS Super Sector: Service-Providing Domain

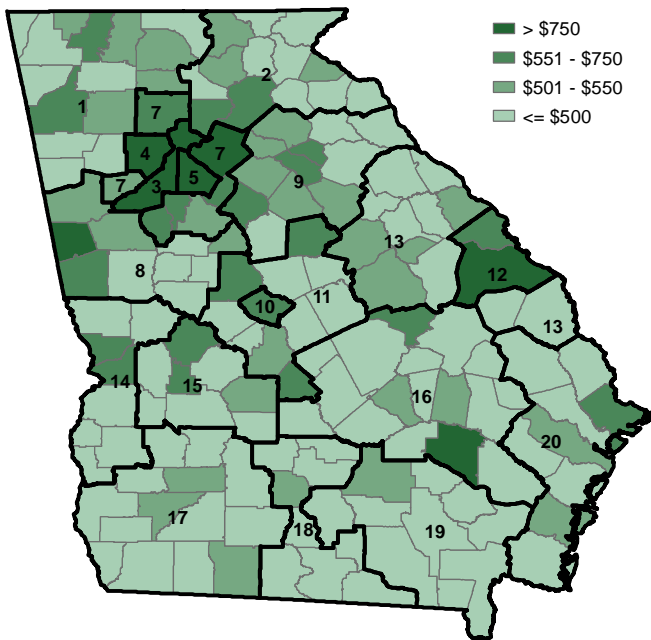
Employment



Establishments



Weekly Wages



Area	Establishments	Employment	Weekly Wage
Georgia	218,595	2,666,860	\$774
Workforce Investment Areas			
1 Northw est Georgia WIA	11,436	140,901	\$549
2 Georgia Mountains WIA	11,211	108,556	\$600
3 City of Atlanta WIA	36,563	612,070	\$1,087
4 Cobb County WIA	17,132	228,149	\$872
5 DeKalb County WIA	13,992	205,374	\$842
7 Metro Atlanta WIA	35,848	456,821	\$738
8 West Central Georgia WIA	6,800	82,135	\$535
9 Northeast Georgia WIA	8,899	93,946	\$542
10 Macon-Bibb WIA	4,050	64,104	\$622
11 Middle Georgia WIA	4,334	49,297	\$511
12 Richmond-Burke WIA	4,285	67,367	\$597
13 East Central Georgia WIA	3,243	31,999	\$485
14 Low er Chattahoochee WIA	4,684	71,106	\$599
15 Middle Flint WIA	1,533	16,256	\$472
16 Heart of Georgia-Altamaha WIA	4,427	45,836	\$478
17 Southw est Georgia WIA	6,462	75,039	\$506
18 South Georgia WIA	4,357	51,039	\$466
19 Southeast Georgia WIA	2,596	26,984	\$488
20 Coastal Georgia WIA	12,446	161,296	\$573
Counties with largest values			
Fulton	36,606	612,387	\$1,087

Note: *** Confidential - Industry group does not meet criteria for disclosure