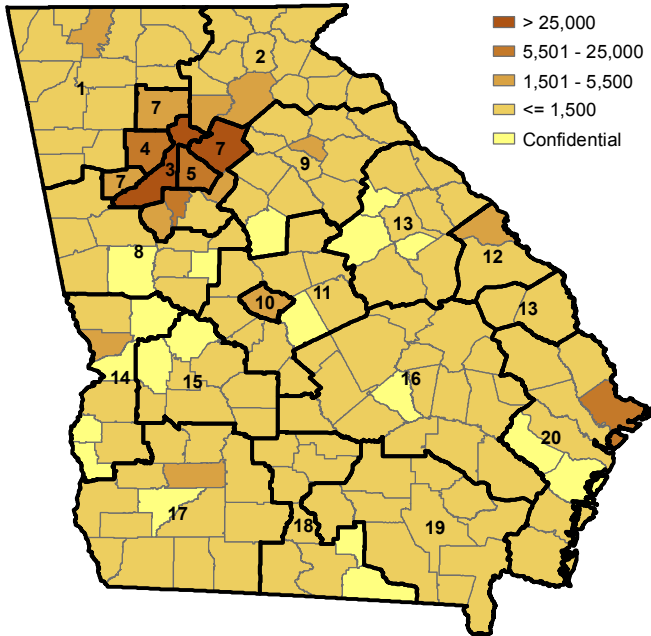


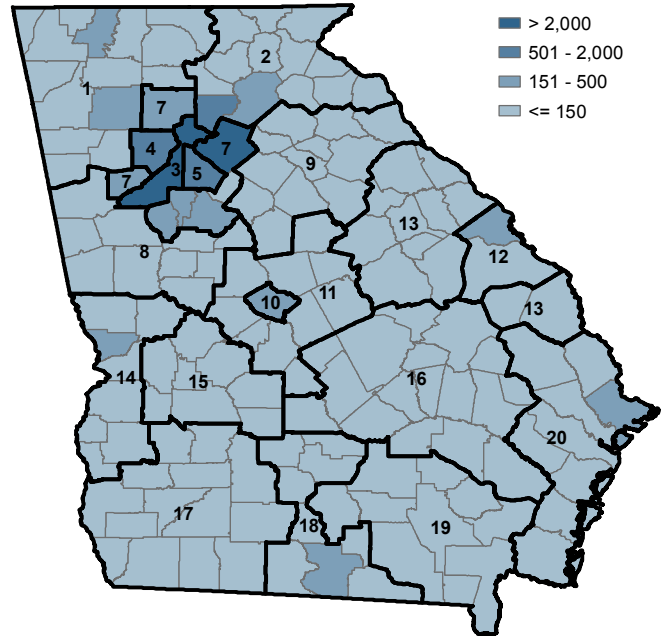
Annual Industry Averages from QCEW 2007

NAICS 42: Wholesale Trade

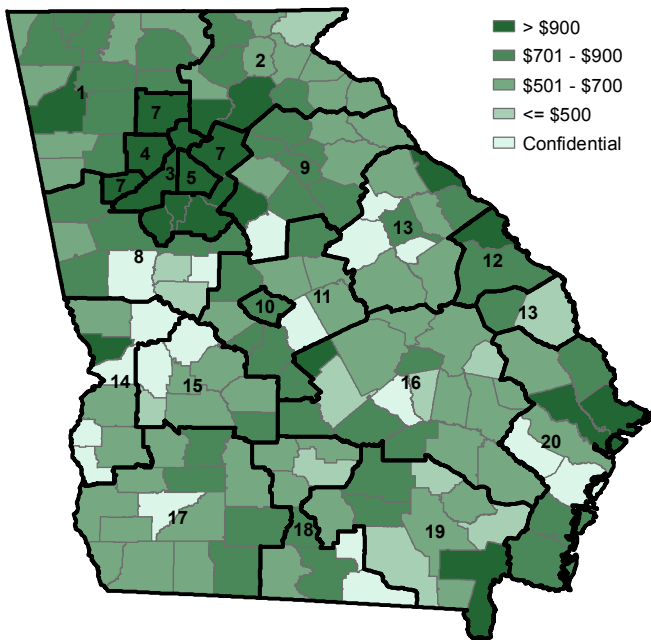
Employment



Establishments



Weekly Wages



Area	Establishments	Employment	Weekly Wage
Georgia	23,223	219,727	\$1,224
Workforce Investment Areas			
1 Northw est Georgia WIA	938	10,336	\$792
2 Georgia Mountains WIA	1,072	10,536	\$1,056
3 City of Atlanta WIA	3,134	45,054	\$1,588
4 Cobb County WIA	1,853	23,674	\$1,342
5 DeKalb County WIA	1,191	14,468	\$1,165
7 Metro Atlanta WIA	4,024	48,120	\$1,151
8 West Central Georgia WIA	418	4,795	\$765
9 Northeast Georgia WIA	646	7,305	\$764
10 Macon-Bibb WIA	237	3,241	\$856
11 Middle Georgia WIA	223	1,661	\$766
12 Richmond-Burke WIA	233	3,525	\$893
13 East Central Georgia WIA	188	1,187	\$724
14 Low er Chattahoochee WIA	212	2,674	\$931
15 Middle Flint WIA	115	1,342	\$696
16 Heart of Georgia-Altamaha WIA	276	2,867	\$618
17 Southw est Georgia WIA	495	6,156	\$719
18 South Georgia WIA	307	3,050	\$677
19 Southeast Georgia WIA	192	2,105	\$627
20 Coastal Georgia WIA	626	7,942	\$967
Counties with largest values			
Fulton County	3,134	45,054	\$1,588

Note: *** Confidential - Industry group does not meet criteria for disclosure