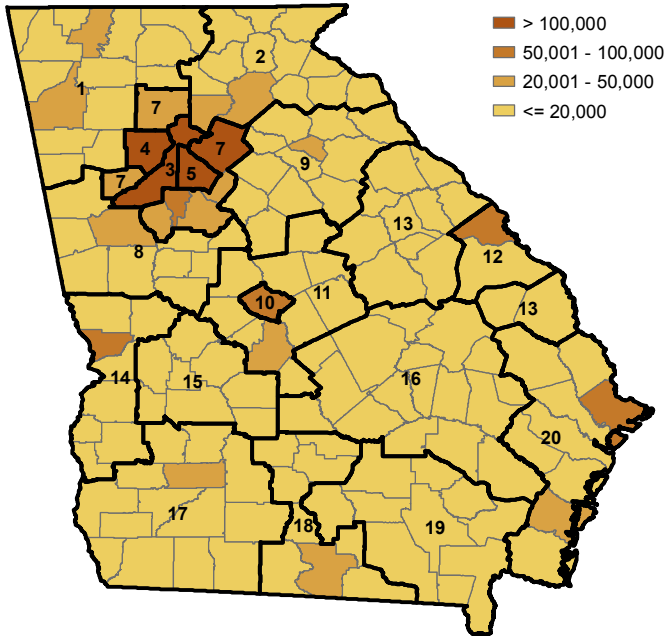


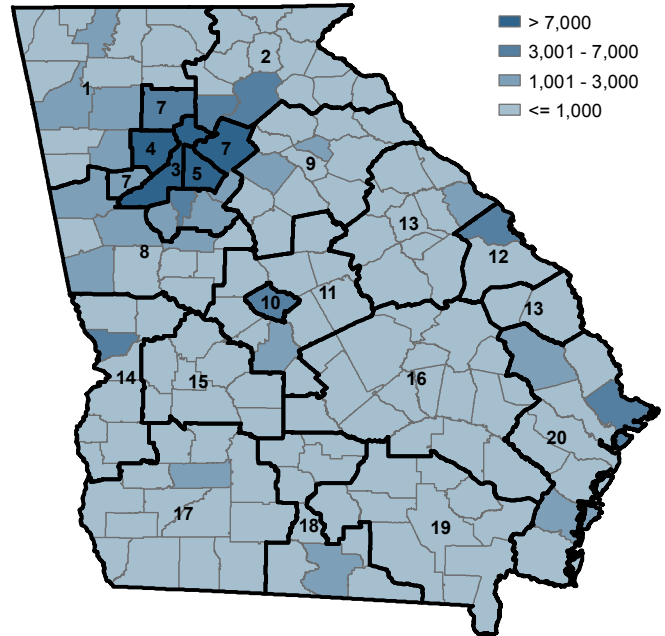
# Annual Industry Averages from QCEW 2007

## NAICS Super Sector: Service-Providing Domain

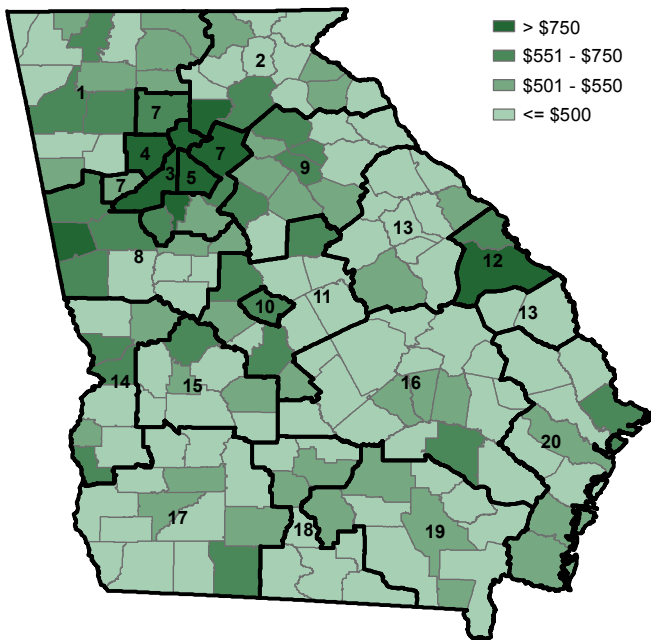
### Employment



### Establishments



### Weekly Wages



Area	Establishments	Employment	Weekly Wage
Georgia	209,455	2,705,326	\$813
<b>Workforce Investment Areas</b>			
1 North west Georgia WIA	11,368	142,152	\$559
2 Georgia Mountains WIA	11,339	119,126	\$644
3 City of Atlanta WIA	35,690	596,946	\$1,167
4 Cobb County WIA	17,038	235,590	\$901
5 DeKalb County WIA	14,045	219,725	\$873
7 Metro Atlanta WIA	35,775	469,486	\$794
8 West Central Georgia WIA	6,785	85,181	\$558
9 Northeast Georgia WIA	8,939	95,379	\$552
10 Macon-Bibb WIA	3,929	63,068	\$638
11 Middle Georgia WIA	4,411	50,483	\$525
12 Richmond-Burke WIA	4,257	67,087	\$621
13 East Central Georgia WIA	3,216	33,230	\$501
14 Lower Chattahoochee WIA	4,633	72,328	\$646
15 Middle Flint WIA	1,528	16,275	\$472
16 Heart of Georgia-Altamaha WIA	4,354	46,130	\$495
17 Southwest Georgia WIA	6,429	74,151	\$527
18 South Georgia WIA	4,359	50,991	\$491
19 Southeast Georgia WIA	2,574	26,971	\$501
20 Coastal Georgia WIA	12,443	165,767	\$585
<b>Counties with largest values</b>			
Fulton	35,690	596,946	\$1,167

Note: \*\*\* Confidential - Industry group does not meet criteria for disclosure