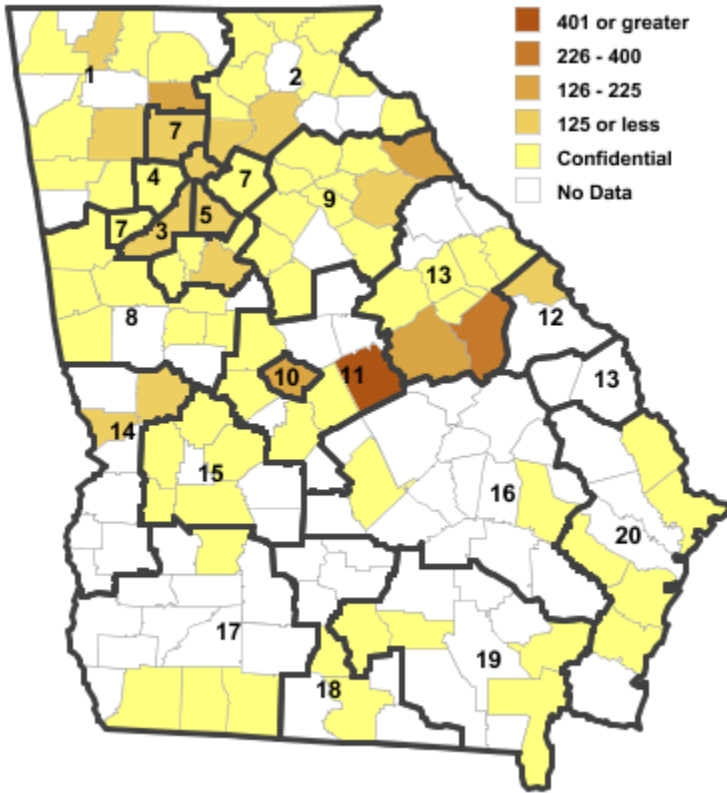


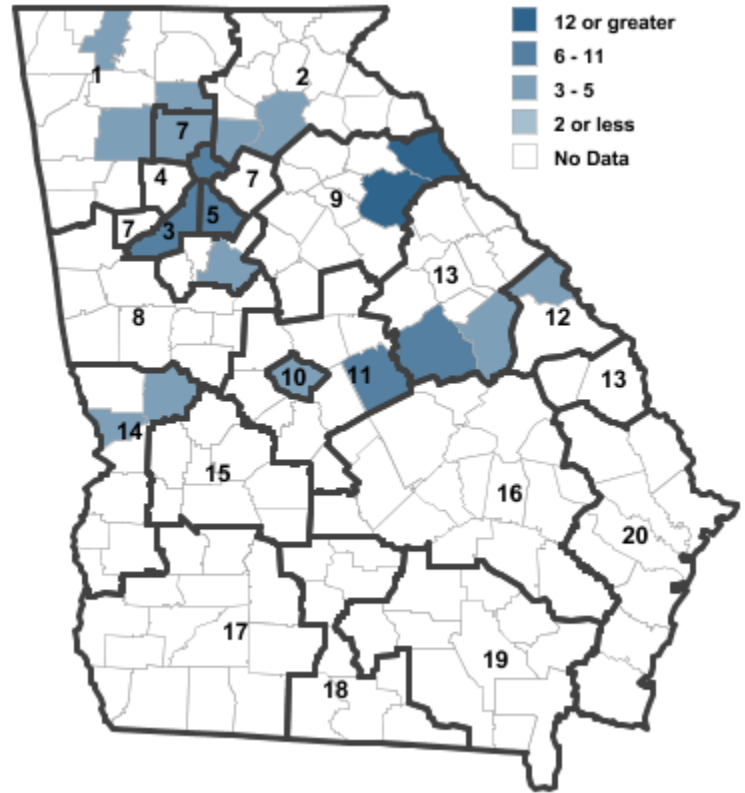
Annual Industry Averages from QCEW 2010

NAICS 21 : Mining, Quarrying, and Oil and Gas Extraction

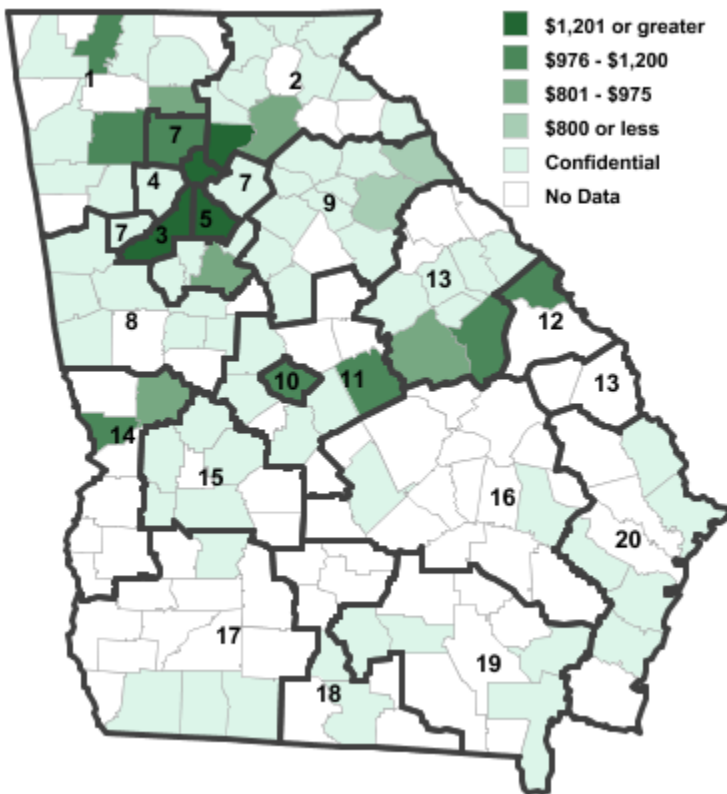
Employment



Establishments



Weekly Wages



Area	Establishments	Employment	Weekly Wages
Georgia	239	4,929	\$1,042
Workforce Investment Areas			
1 Northwest Georgia	23	478	\$924
2 Georgia Mountains	21	174	\$987
3 City of Atlanta	9	105	\$1,627
4 Cobb County	5	***	***
5 DeKalb County	8	113	\$1,883
6 Balance of Fulton County	9	105	\$1,627
7 Atlanta Regional	21	327	\$929
8 West Central Georgia	8	***	***
9 Northeast Georgia	46	370	\$667
10 Macon-Bibb	3	163	\$1,125
11 Middle Georgia	17	1,221	\$1,173
12 Richmond-Burke	3	83	\$1,014
13 East Central Georgia	20	661	\$986
14 Lower Chattahoochee	7	172	\$909
15 Middle Flint	8	262	\$857
16 Heart of Georgia-Altamaha	2	***	***
17 Southwest Georgia	6	437	\$1,033
18 South Georgia	3	50	\$624
19 Southeast Georgia	4	9	\$567
20 Coastal Georgia	8	103	\$1,216
Counties with largest values			
89 Dekalb	8	113	\$1,883
105 Elbert	18	153	\$609
319 Wilkinson	11	985	\$1,166

Note: *** Confidential - Industry group does not meet criteria for disclosure

