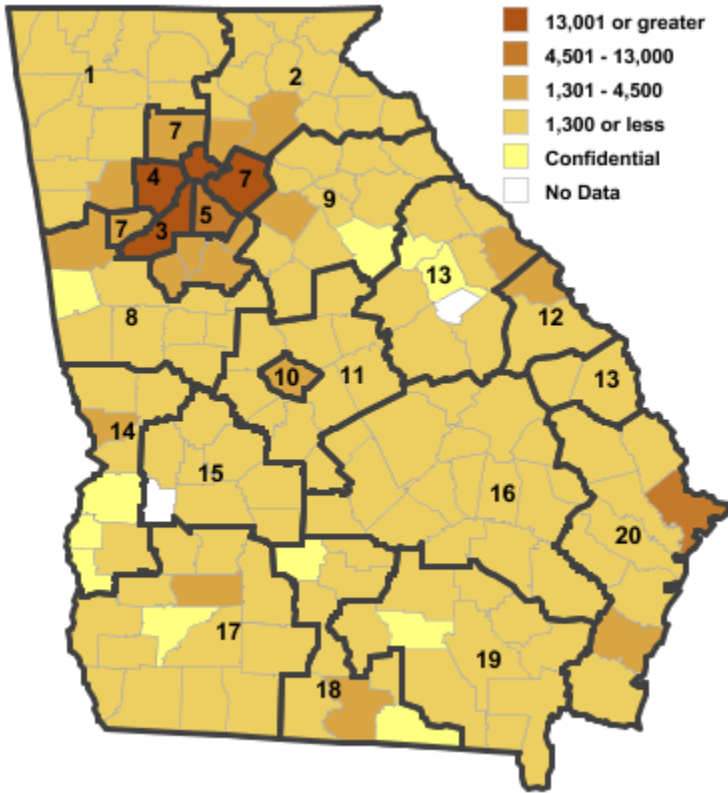


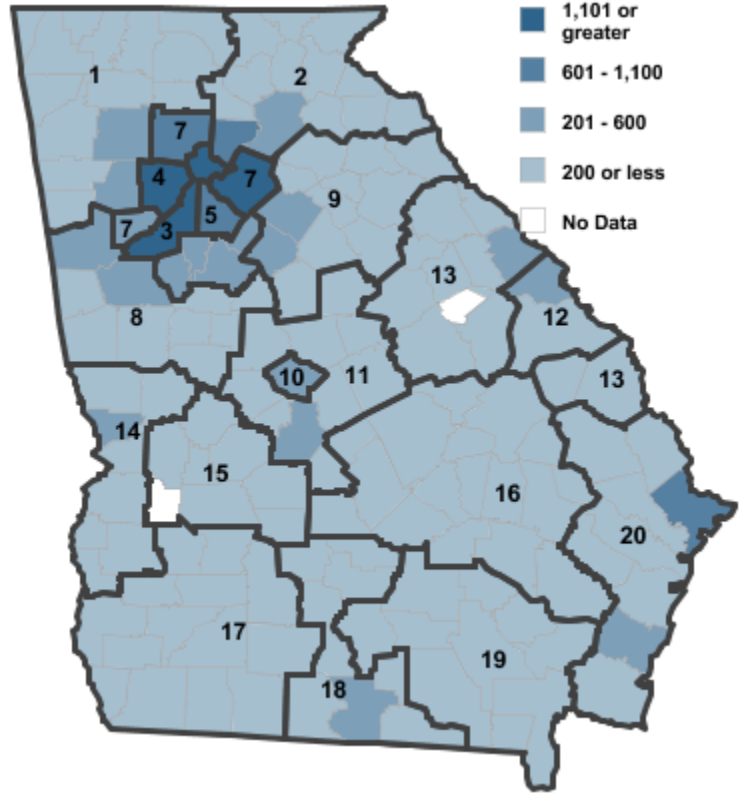
Annual Industry Averages from QCEW 2010

NAICS 23 : Construction

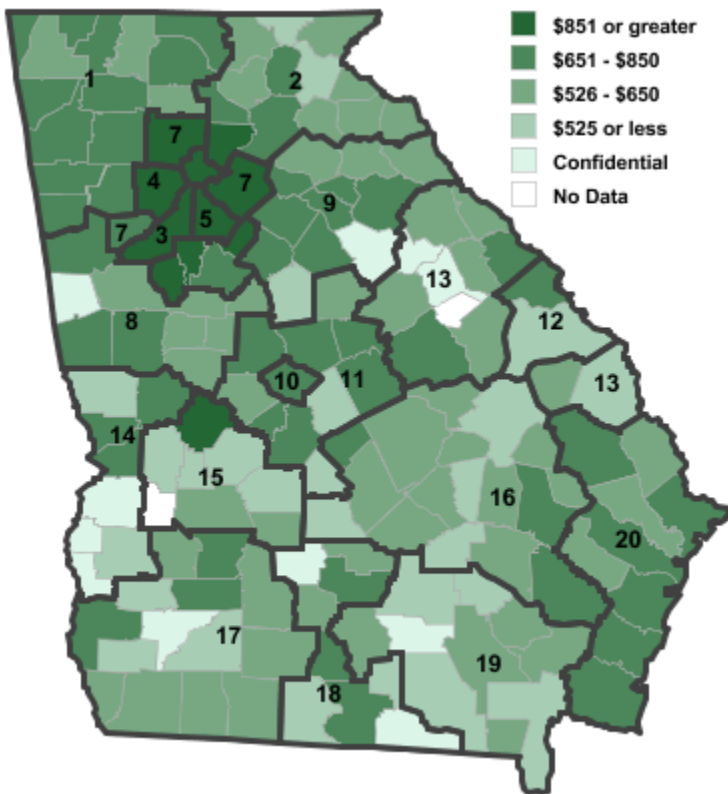
Employment



Establishments



Weekly Wages



Area

Georgia

Establishments	Employment	Weekly Wages
22,563	149,265	\$876

Workforce Investment Areas

Area	Establishments	Employment	Weekly Wages
1 Northwest Georgia	1,576	7,119	\$710
2 Georgia Mountains	1,952	10,022	\$795
3 City of Atlanta	1,567	14,810	\$1,138
4 Cobb County	1,737	17,435	\$1,080
5 DeKalb County	906	9,222	\$960
6 Balance of Fulton County	1,567	14,810	\$1,138
7 Atlanta Regional	4,680	29,145	\$915
8 West Central Georgia	1,008	6,427	\$798
9 Northeast Georgia	1,550	7,539	\$717
10 Macon-Bibb	300	2,172	\$772
11 Middle Georgia	642	3,507	\$713
12 Richmond-Burke	404	3,940	\$813
13 East Central Georgia	589	3,094	\$645
14 Lower Chattahoochee	489	4,353	\$712
15 Middle Flint	129	776	\$587
16 Heart of Georgia-Altamaha	515	3,546	\$630
17 Southwest Georgia	693	4,096	\$673
18 South Georgia	492	3,042	\$697
19 Southeast Georgia	311	1,852	\$569
20 Coastal Georgia	1,507	9,625	\$741

Counties with largest values

67 Cobb	1,737	17,466	\$1,079
135 Gwinnett	2,309	16,061	\$965
149 Heard	28	841	\$1,242

Note: *** Confidential - Industry group does not meet criteria for disclosure

