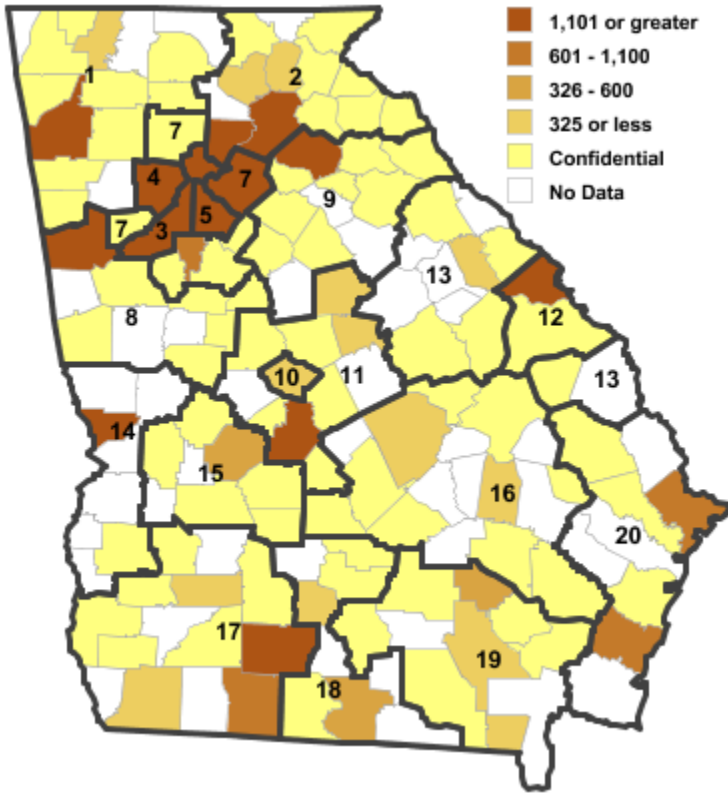


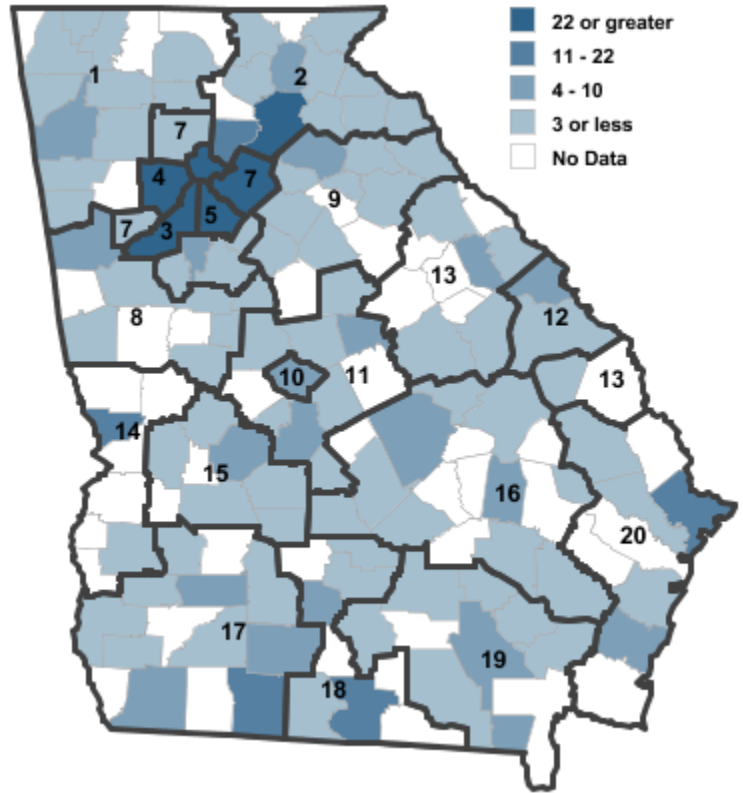
# Annual Industry Averages from QCEW 2010

## NAICS 311 : Food Manufacturing

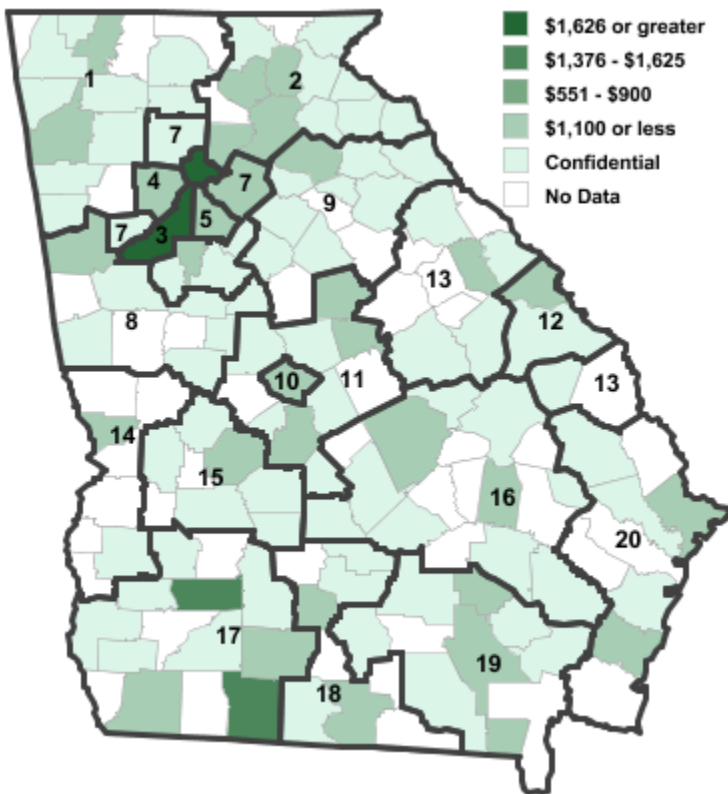
Employment



Establishments



Weekly Wages



Area

Georgia

Establishments: 624  
Employment: 61,549  
Weekly Wages: \$932

**Workforce Investment Areas**

Area	Establishments	Employment	Weekly Wages
1 Northwest Georgia	36	3,651	\$715
2 Georgia Mountains	66	12,356	\$595
3 City of Atlanta	92	8,453	\$2,587
4 Cobb County	37	1,592	\$605
5 DeKalb County	44	2,392	\$893
6 Balance of Fulton County	92	8,453	\$2,587
7 Atlanta Regional	69	4,638	\$731
8 West Central Georgia	17	2,798	\$633
9 Northeast Georgia	26	5,555	\$625
10 Macon-Bibb	9	142	\$506
11 Middle Georgia	19	3,746	\$691
12 Richmond-Burke	12	1,228	\$748
13 East Central Georgia	11	71	\$434
14 Lower Chattahoochee	12	1,380	\$885
15 Middle Flint	11	1,573	\$544
16 Heart of Georgia-Altamaha	22	2,538	\$548
17 Southwest Georgia	42	5,998	\$664
18 South Georgia	25	810	\$739
19 Southeast Georgia	17	609	\$506
20 Coastal Georgia	37	1,761	\$830

**Counties with largest values**

121 Fulton	92	8,453	\$2,587
195 Madison	2	2	\$7,354

Note: \*\*\* Confidential - Industry group does not meet criteria for disclosure