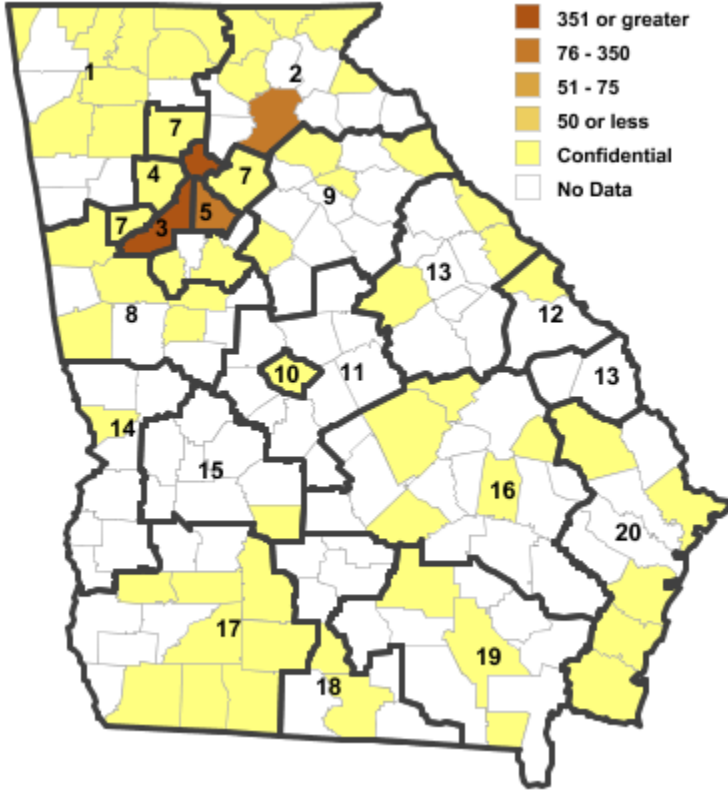


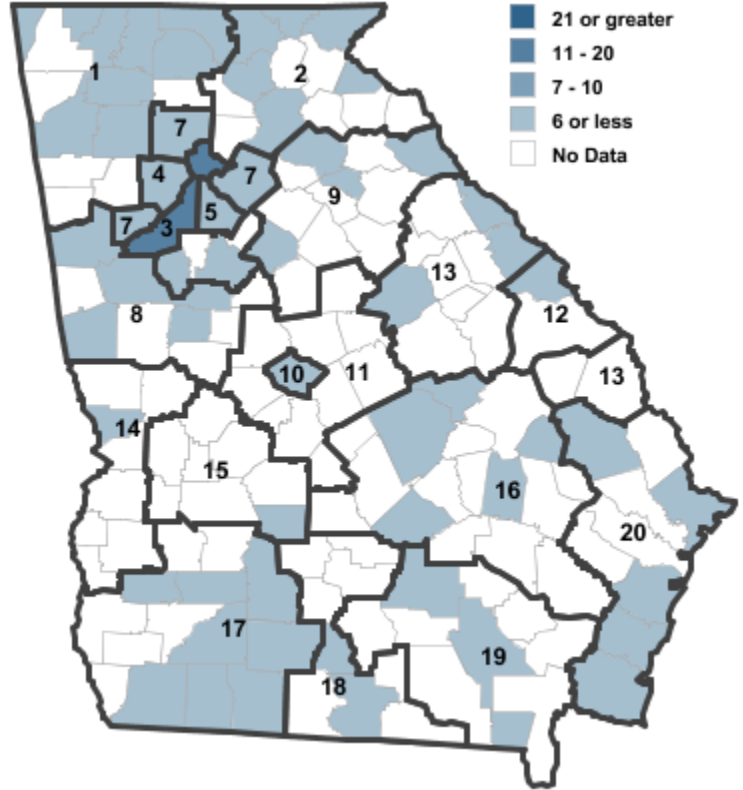
Annual Industry Averages from QCEW 2010

NAICS 312 : Beverage and Tobacco Product Manufacturing

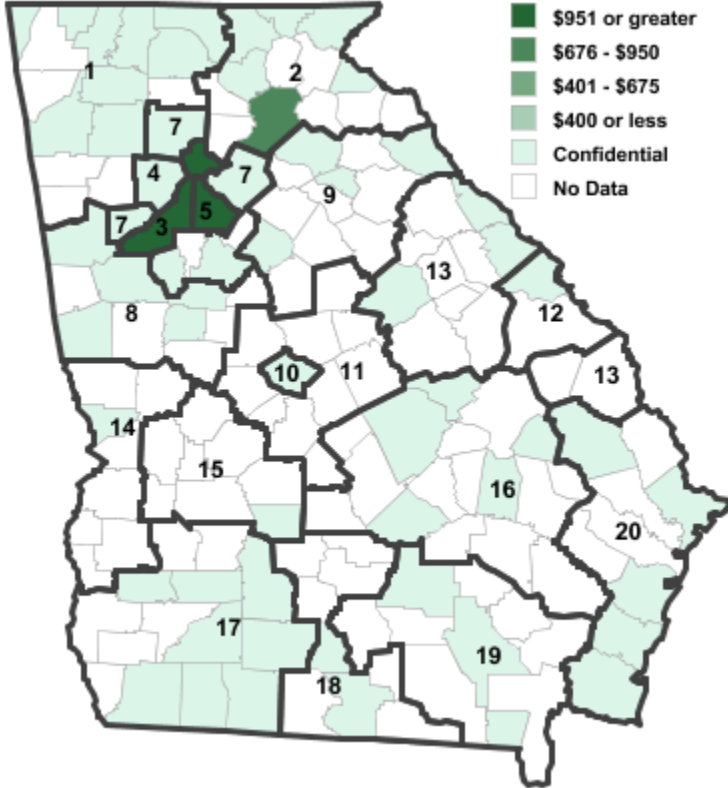
Employment



Establishments



Weekly Wages



Area	Establishments	Employment	Weekly Wages
Georgia	109	3,255	\$1,170
Workforce Investment Areas			
1 Northwest Georgia	13	***	***
2 Georgia Mountains	11	227	\$760
3 City of Atlanta	11	640	\$1,089
4 Cobb County	4	***	***
5 DeKalb County	6	339	\$1,056
6 Balance of Fulton County	11	640	\$1,089
7 Atlanta Regional	9	15	\$609
8 West Central Georgia	7	123	\$822
9 Northeast Georgia	4	11	\$707
10 Macon-Bibb	2	***	***
12 Richmond-Burke	2	***	***
13 East Central Georgia	3	44	\$814
14 Lower Chattahoochee	1	***	***
15 Middle Flint	1	***	***
16 Heart of Georgia-Altamaha	5	55	\$680
17 Southwest Georgia	10	833	\$1,527
18 South Georgia	2	***	***
19 Southeast Georgia	2	***	***
20 Coastal Georgia	8	103	\$693
Counties with largest values			
95 Dougherty	2	661	\$1,755
121 Fulton	11	640	\$1,089

Note: *** Confidential - Industry group does not meet criteria for disclosure