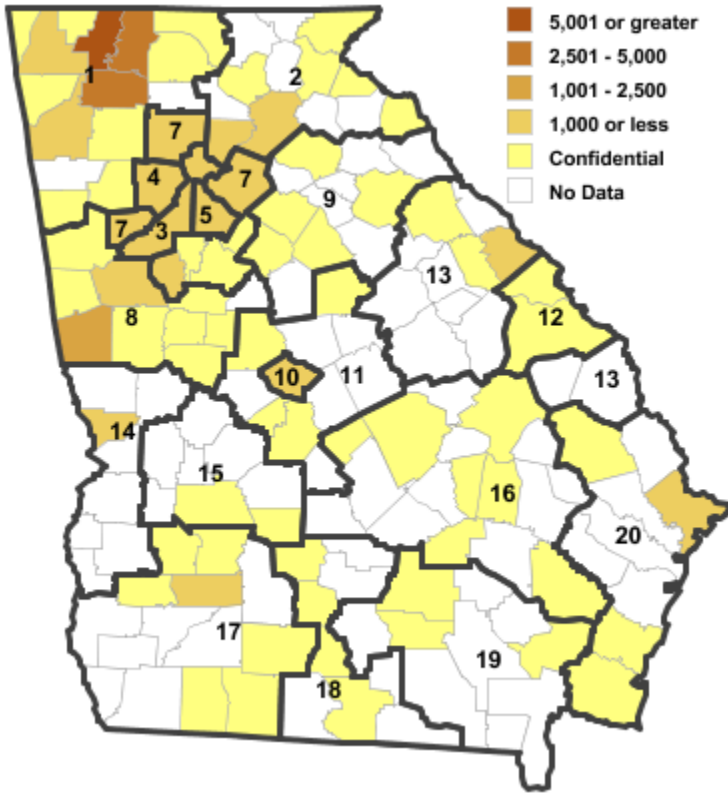


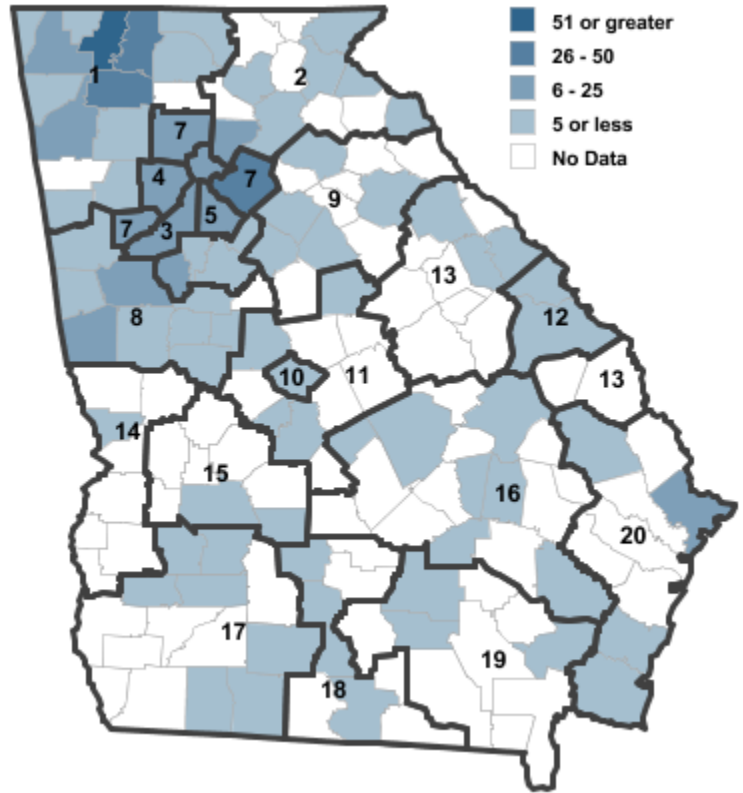
# Annual Industry Averages from QCEW 2010

## NAICS 314 : Textile Product Mills

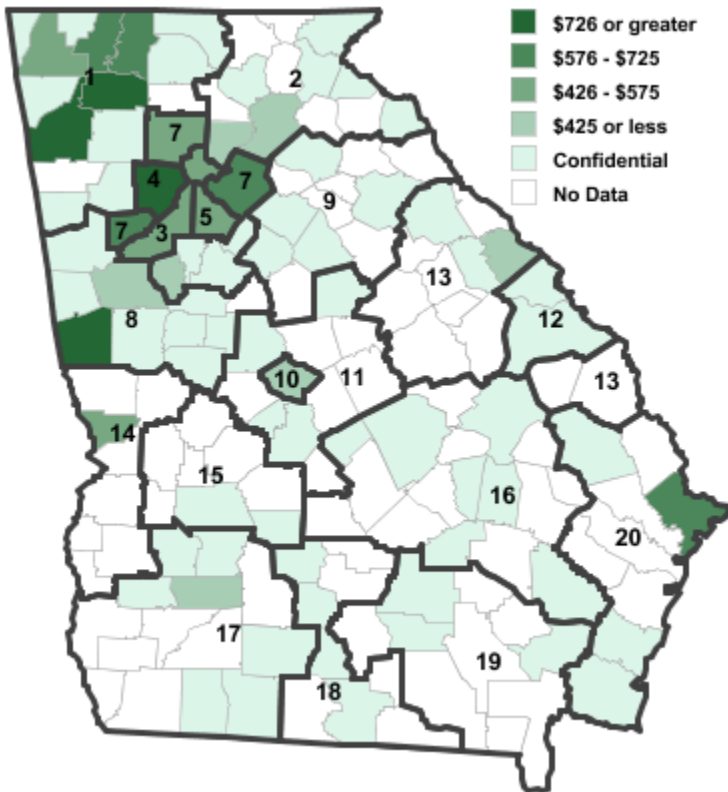
**Employment**



**Establishments**



**Weekly Wages**



Area	Establishments	Employment	Weekly Wages
Georgia	490	28,807	\$713
<b>Workforce Investment Areas</b>			
1 Northwest Georgia	226	23,195	\$706
2 Georgia Mountains	22	104	\$387
3 City of Atlanta	25	291	\$546
4 Cobb County	19	186	\$1,794
5 DeKalb County	16	103	\$556
6 Balance of Fulton County	25	291	\$546
7 Atlanta Regional	71	786	\$588
8 West Central Georgia	26	2,393	\$883
9 Northeast Georgia	8	44	\$613
10 Macon-Bibb	4	37	\$414
11 Middle Georgia	4	***	***
12 Richmond-Burke	4	380	\$456
13 East Central Georgia	7	125	\$451
14 Lower Chattahoochee	4	21	\$542
15 Middle Flint	3	3	\$302
16 Heart of Georgia-Altamaha	9	769	\$670
17 Southwest Georgia	17	116	\$416
18 South Georgia	8	73	\$465
19 Southeast Georgia	5	27	\$434
20 Coastal Georgia	11	59	\$553
<b>Counties with largest values</b>			
67 Cobb	19	186	\$1,794
313 Whitfield	112	12,578	\$696

Note: \*\*\* Confidential - Industry group does not meet criteria for disclosure