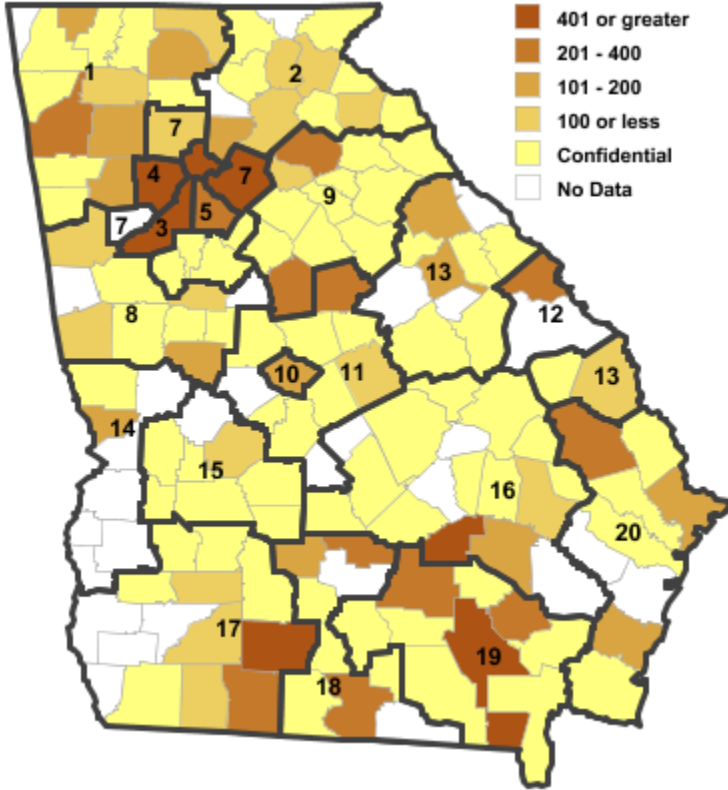


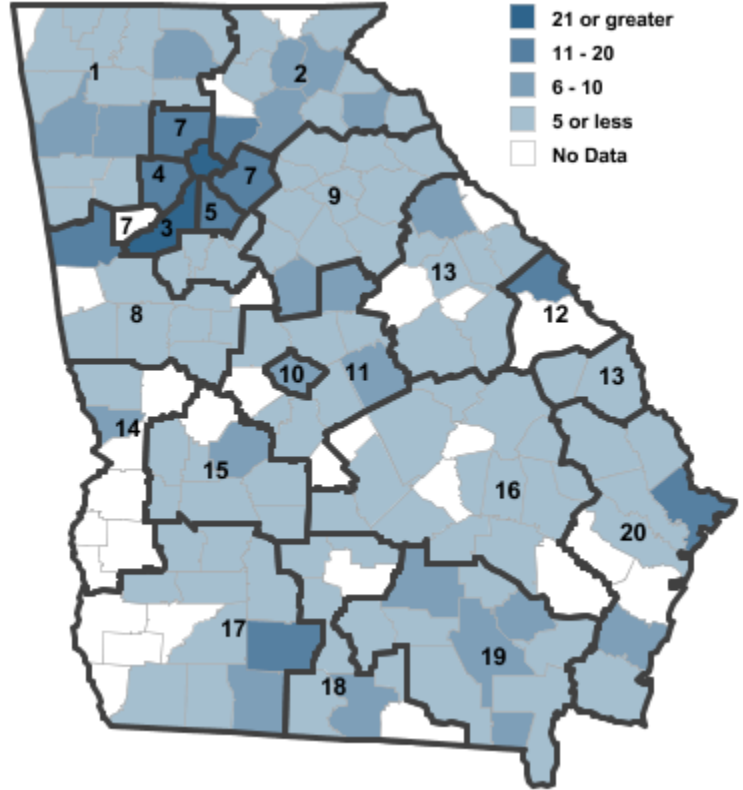
Annual Industry Averages from QCEW 2010

NAICS 321 : Wood Product Manufacturing

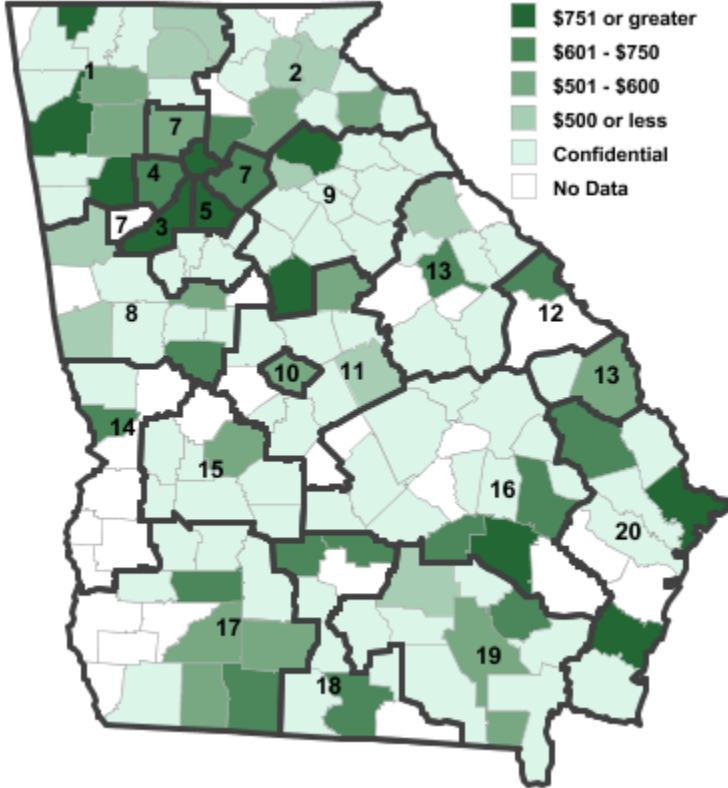
Employment



Establishments



Weekly Wages



Area	Establishments	Employment	Weekly Wages
Georgia	562	14,604	\$686
Workforce Investment Areas			
1 Northwest Georgia	59	986	\$696
2 Georgia Mountains	57	662	\$543
3 City of Atlanta	33	727	\$901
4 Cobb County	17	416	\$683
5 DeKalb County	13	394	\$893
6 Balance of Fulton County	33	727	\$901
7 Atlanta Regional	48	691	\$666
8 West Central Georgia	32	765	\$709
9 Northeast Georgia	38	1,327	\$838
10 Macon-Bibb	9	192	\$584
11 Middle Georgia	25	685	\$653
12 Richmond-Burke	13	246	\$614
13 East Central Georgia	26	924	\$711
14 Lower Chattahoochee	9	159	\$646
15 Middle Flint	17	695	\$595
16 Heart of Georgia-Altamaha	29	1,149	\$662
17 Southwest Georgia	41	1,352	\$579
18 South Georgia	24	1,063	\$651
19 Southeast Georgia	36	1,422	\$570
20 Coastal Georgia	32	678	\$828
Counties with largest values			
109 Evans	3	10	\$1,581
121 Fulton	33	727	\$901

Note: *** Confidential - Industry group does not meet criteria for disclosure