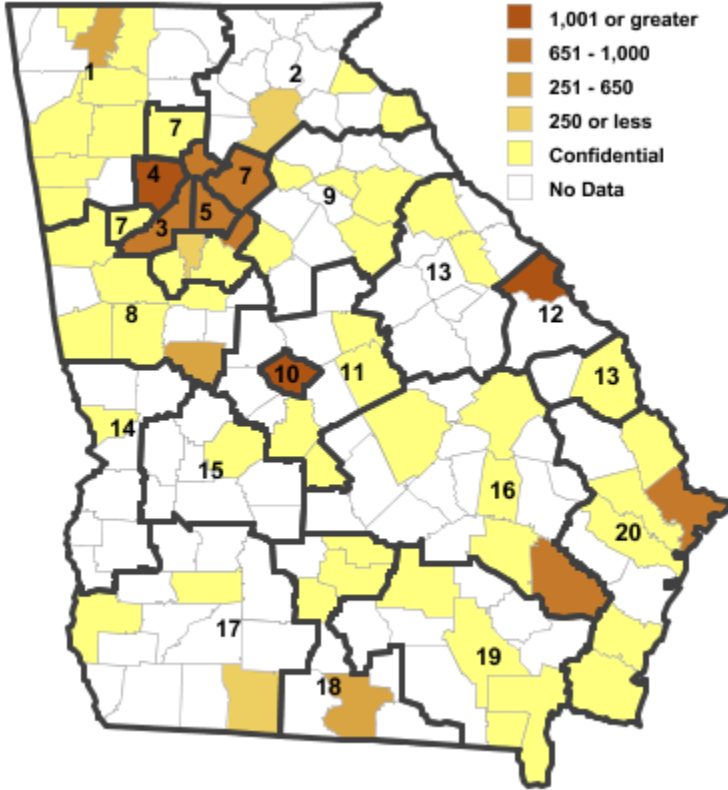


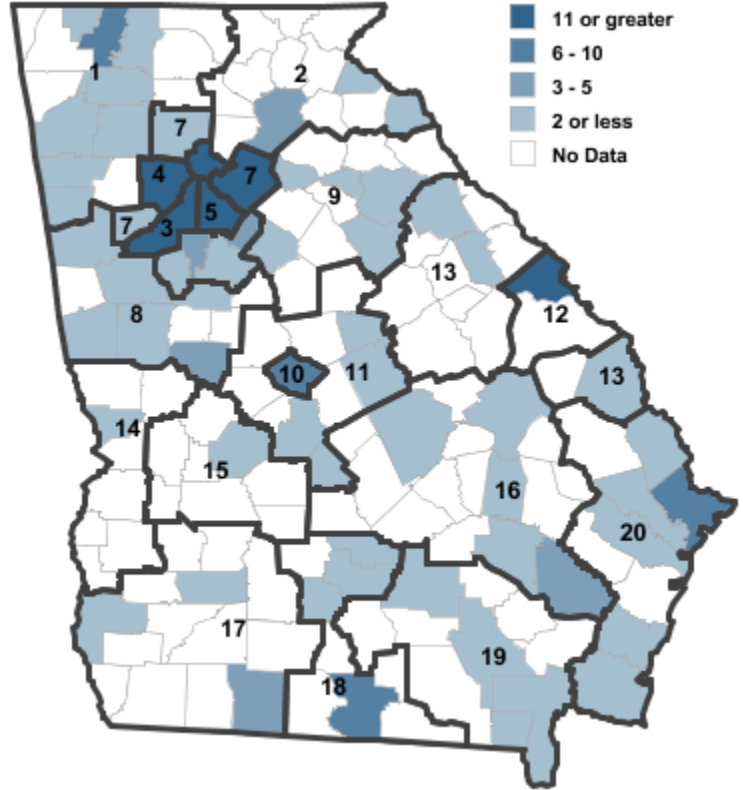
Annual Industry Averages from QCEW 2010

NAICS 322 : Paper Manufacturing

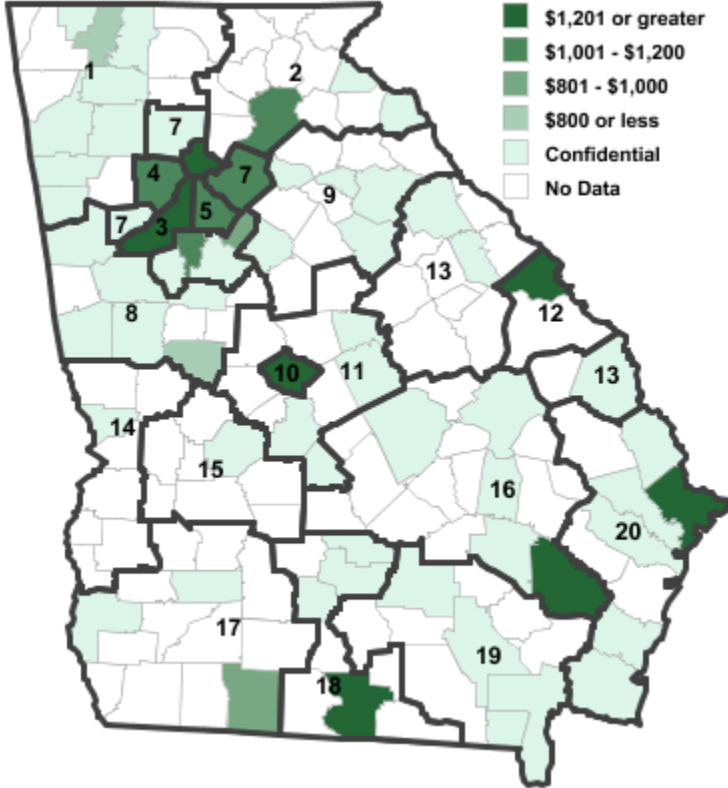
Employment



Establishments



Weekly Wages



Area	Establishments	Employment	Weekly Wages
Georgia	250	18,793	\$1,213
Workforce Investment Areas			
1 Northwest Georgia	21	1,135	\$1,155
2 Georgia Mountains	8	165	\$1,200
3 City of Atlanta	31	803	\$1,552
4 Cobb County	21	1,116	\$1,084
5 DeKalb County	13	869	\$1,079
6 Balance of Fulton County	31	803	\$1,552
7 Atlanta Regional	42	2,512	\$1,036
8 West Central Georgia	14	1,175	\$958
9 Northeast Georgia	6	822	\$940
10 Macon-Bibb	7	1,034	\$1,260
11 Middle Georgia	5	108	\$846
12 Richmond-Burke	11	1,436	\$1,312
13 East Central Georgia	5	168	\$732
14 Lower Chattahoochee	2	***	***
15 Middle Flint	1	***	***
16 Heart of Georgia-Altamaha	7	1,208	\$1,483
17 Southwest Georgia	8	1,594	\$1,400
18 South Georgia	9	659	\$1,144
19 Southeast Georgia	4	***	***
20 Coastal Georgia	20	3,366	\$1,319
Counties with largest values			
107 Emanuel	1	5	\$2,012
121 Fulton	31	803	\$1,552
245 Richmond	11	1,436	\$1,312

Note: *** Confidential - Industry group does not meet criteria for disclosure