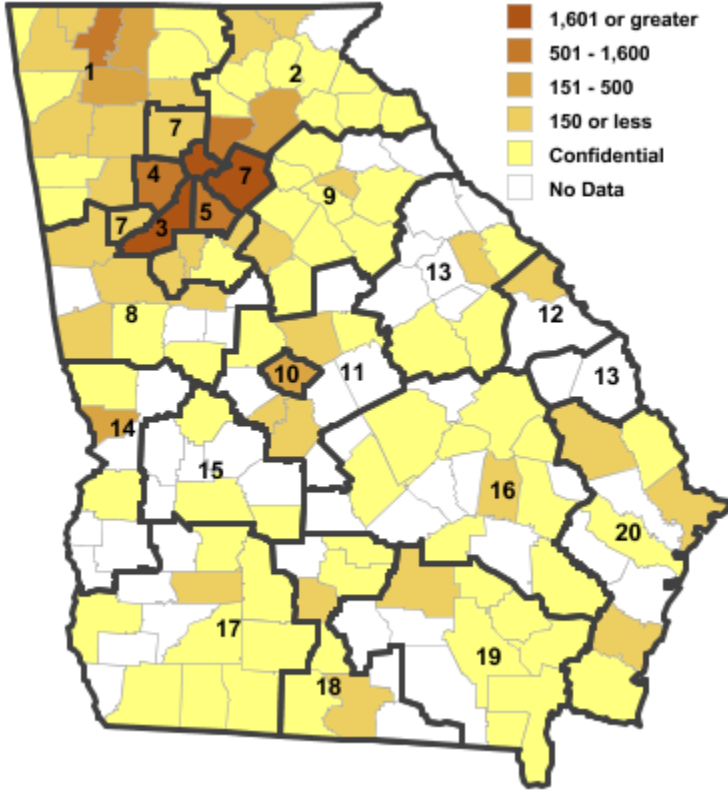


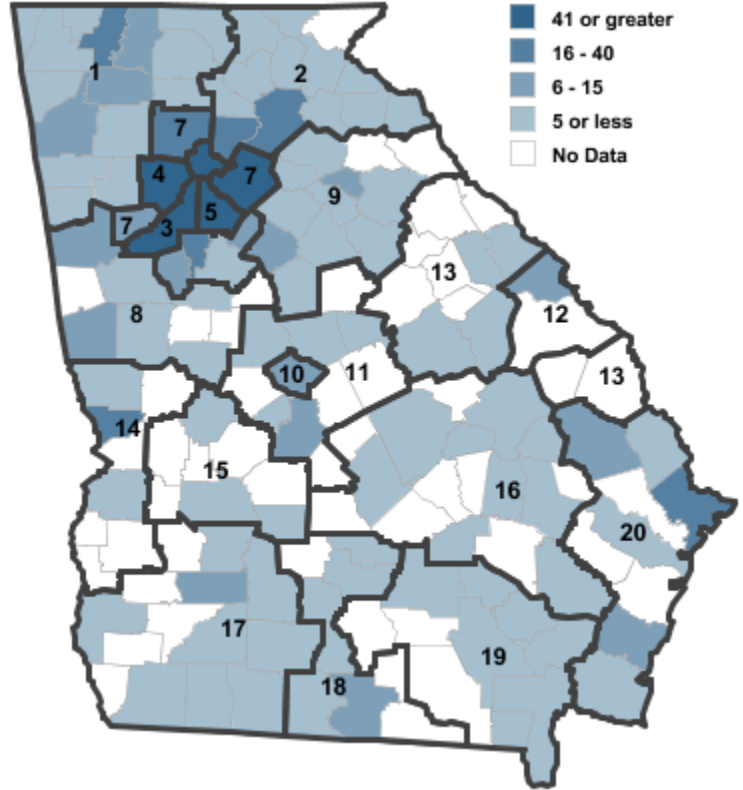
Annual Industry Averages from QCEW 2010

NAICS 323 : Printing and Related Support Activities

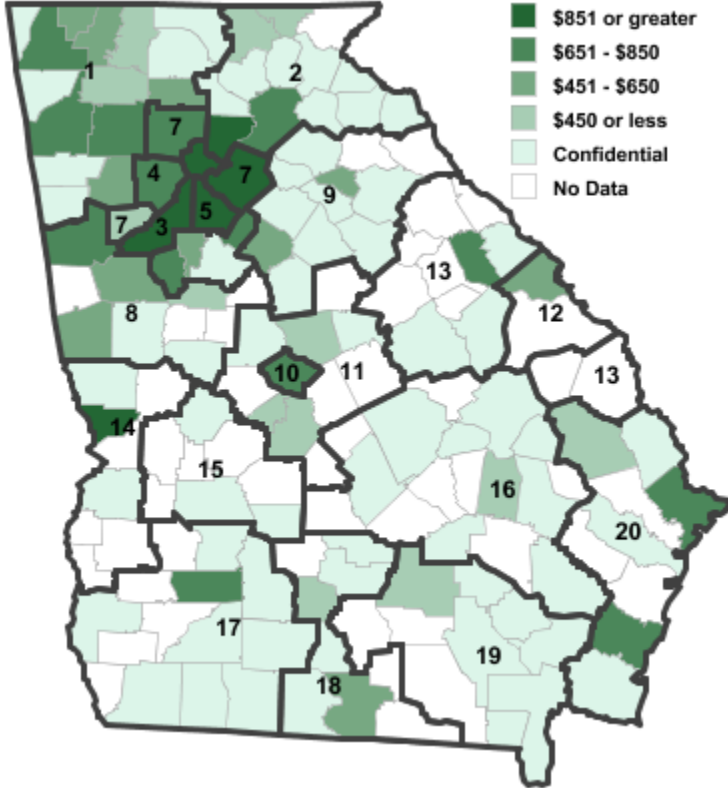
Employment



Establishments



Weekly Wages



Area	Establishments	Employment	Weekly Wages
Georgia	988	14,572	\$865
Workforce Investment Areas			
1 Northwest Georgia	91	1,943	\$566
2 Georgia Mountains	62	1,939	\$1,012
3 City of Atlanta	129	2,152	\$1,053
4 Cobb County	98	1,015	\$792
5 DeKalb County	95	1,595	\$1,114
6 Balance of Fulton County	129	2,152	\$1,053
7 Atlanta Regional	219	2,795	\$888
8 West Central Georgia	29	621	\$839
9 Northeast Georgia	44	409	\$617
10 Macon-Bibb	15	175	\$683
11 Middle Georgia	19	66	\$225
12 Richmond-Burke	9	112	\$636
13 East Central Georgia	12	***	***
14 Lower Chattahoochee	21	230	\$866
15 Middle Flint	4	23	\$394
16 Heart of Georgia-Altamaha	16	176	\$660
17 Southwest Georgia	22	148	\$698
18 South Georgia	15	140	\$582
19 Southeast Georgia	11	45	\$386
20 Coastal Georgia	41	326	\$657
Counties with largest values			
117 Forsyth	23	1,269	\$1,191
135 Gwinnett	136	2,177	\$922

Note: *** Confidential - Industry group does not meet criteria for disclosure