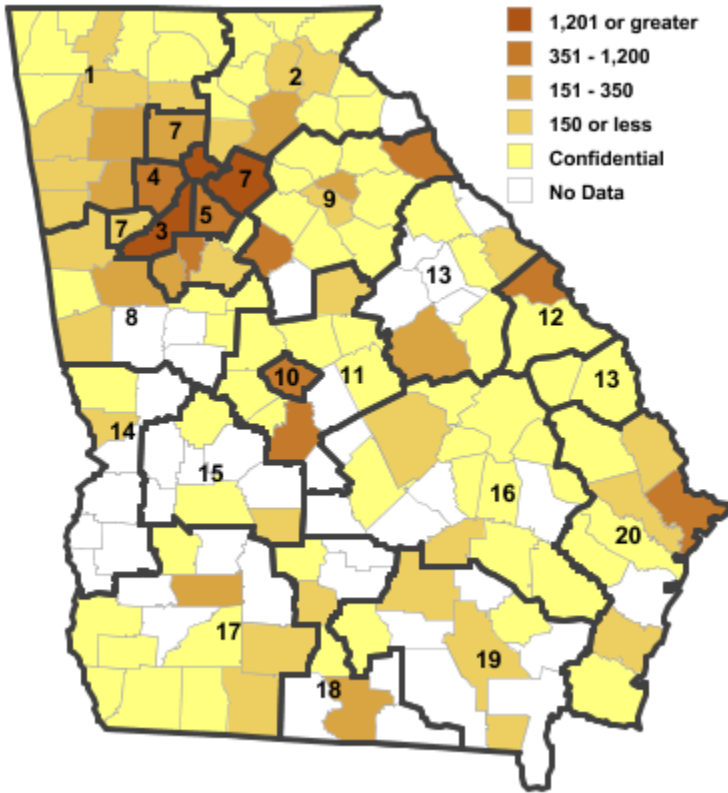


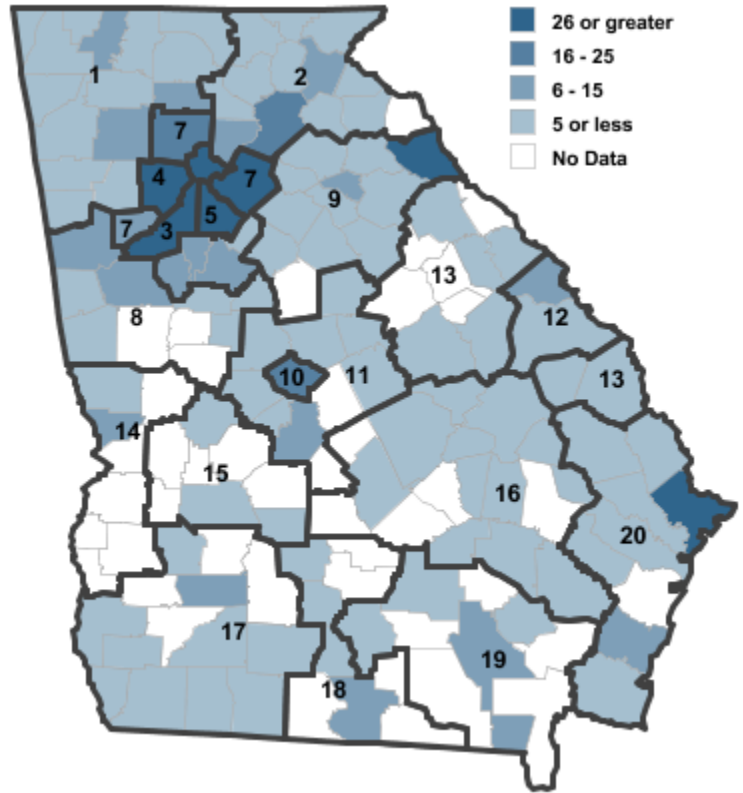
# Annual Industry Averages from QCEW 2010

## NAICS 327 : Nonmetallic Mineral Product Manufacturing

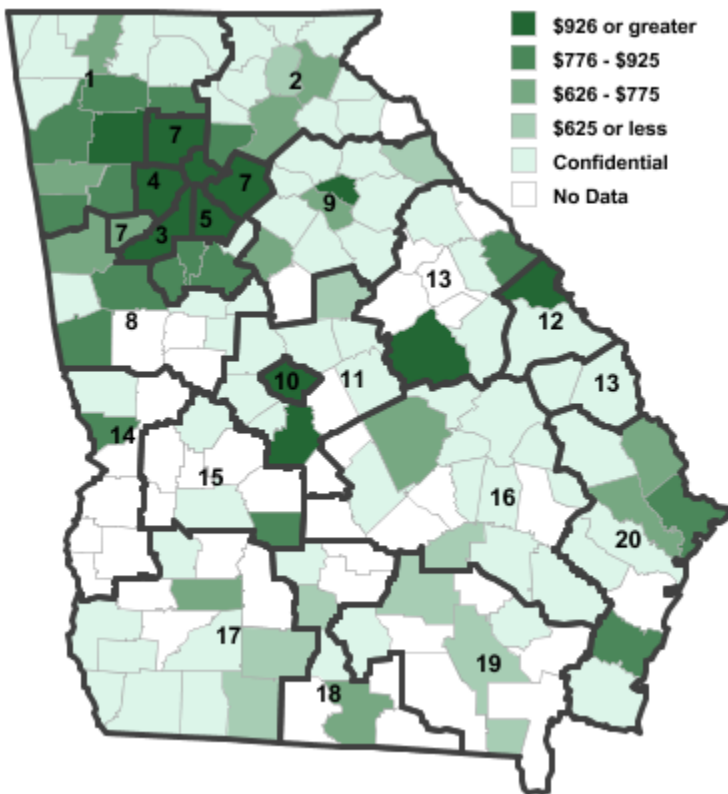
Employment



Establishments



Weekly Wages



Area	Establishments	Employment	Weekly Wages
Georgia	690	14,779	\$898
<b>Workforce Investment Areas</b>			
1 Northwest Georgia	54	815	\$842
2 Georgia Mountains	53	454	\$713
3 City of Atlanta	61	1,579	\$1,050
4 Cobb County	33	622	\$967
5 DeKalb County	37	571	<b>\$1,136</b>
6 Balance of Fulton County	61	1,579	\$1,050
7 Atlanta Regional	98	<b>2,524</b>	\$1,046
8 West Central Georgia	31	288	\$719
9 Northeast Georgia	<b>111</b>	2,479	\$757
10 Macon-Bibb	16	827	\$989
11 Middle Georgia	21	864	\$1,044
12 Richmond-Burke	7	632	\$1,002
13 East Central Georgia	14	533	\$815
14 Lower Chattahoochee	8	98	\$791
15 Middle Flint	7	185	\$758
16 Heart of Georgia-Altamaha	23	311	\$657
17 Southwest Georgia	22	266	\$568
18 South Georgia	16	288	\$656
19 Southeast Georgia	12	138	\$565
20 Coastal Georgia	54	1,234	\$760
<b>Counties with largest values</b>			
105 Elbert	<b>75</b>	1,098	\$609
121 Fulton	61	<b>1,579</b>	\$1,050
319 Wilkinson	1	161	<b>\$1,310</b>

Note: \*\*\* Confidential - Industry group does not meet criteria for disclosure