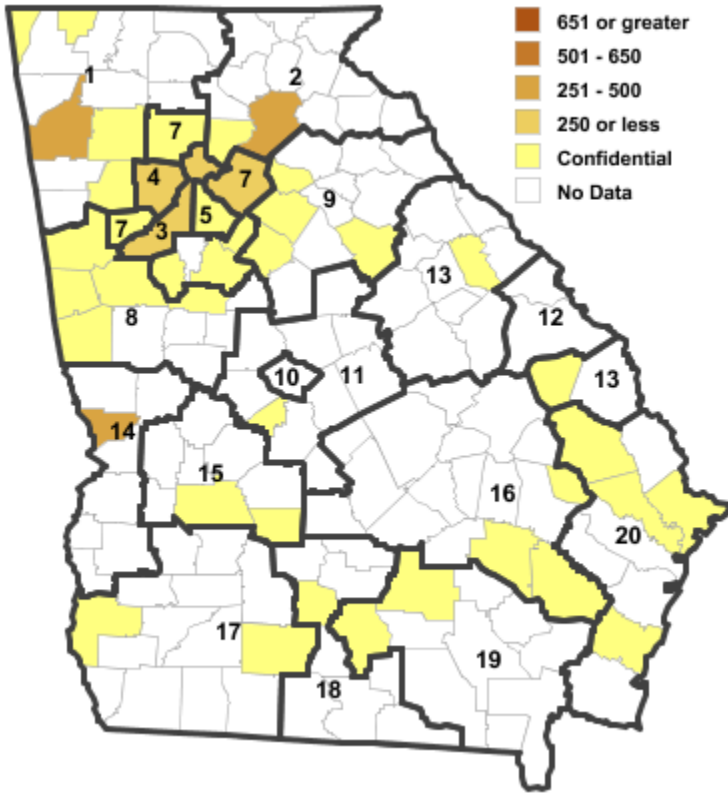
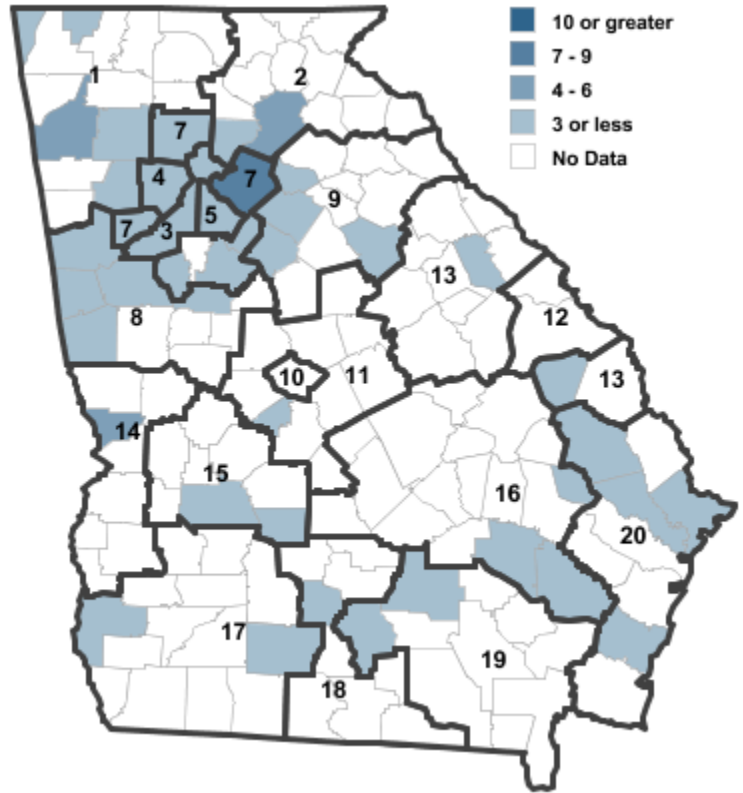


Annual Industry Averages from QCEW 2010 NAICS 331 : Primary Metal Manufacturing

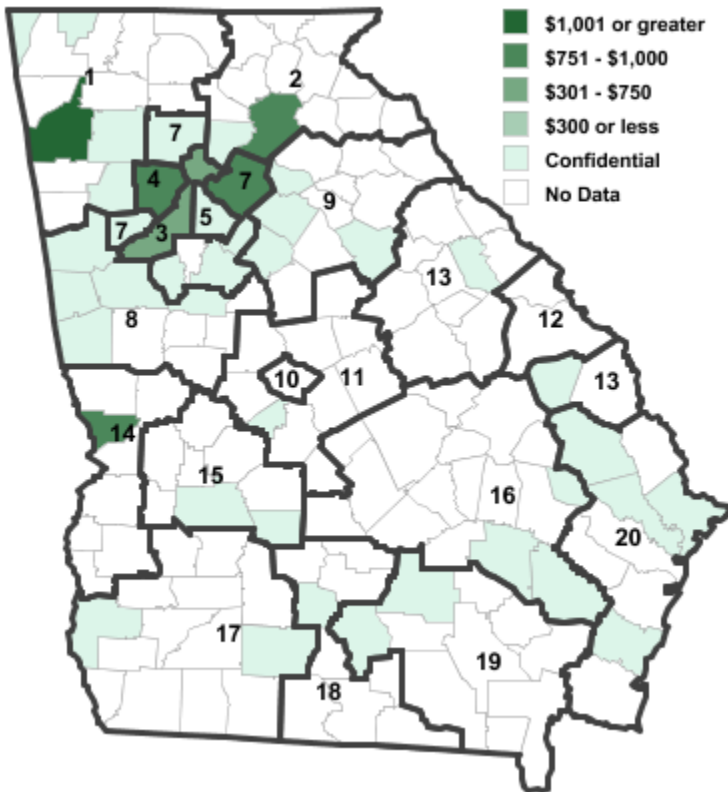
Employment



Establishments



Weekly Wages



Area	Establishments	Employment	Weekly Wages
Georgia	103	5,698	\$934
Workforce Investment Areas			
1 Northwest Georgia	15	1,071	\$1,158
2 Georgia Mountains	6	396	\$917
3 City of Atlanta	3	20	\$537
4 Cobb County	3	37	\$911
5 DeKalb County	3	***	***
6 Balance of Fulton County	3	20	\$537
7 Atlanta Regional	18	545	\$1,036
8 West Central Georgia	17	2,085	\$863
9 Northeast Georgia	4	201	\$1,139
11 Middle Georgia	1	***	***
13 East Central Georgia	2	***	***
14 Lower Chattahoochee	4	453	\$861
15 Middle Flint	2	***	***
16 Heart of Georgia-Altamaha	3	***	***
17 Southwest Georgia	3	***	***
18 South Georgia	2	***	***
19 Southeast Georgia	4	***	***
20 Coastal Georgia	6	88	\$792
Counties with largest values			
45 Carroll	10	1,482	\$905
305 Wayne	1	3	\$2,791

Note: *** Confidential - Industry group does not meet criteria for disclosure