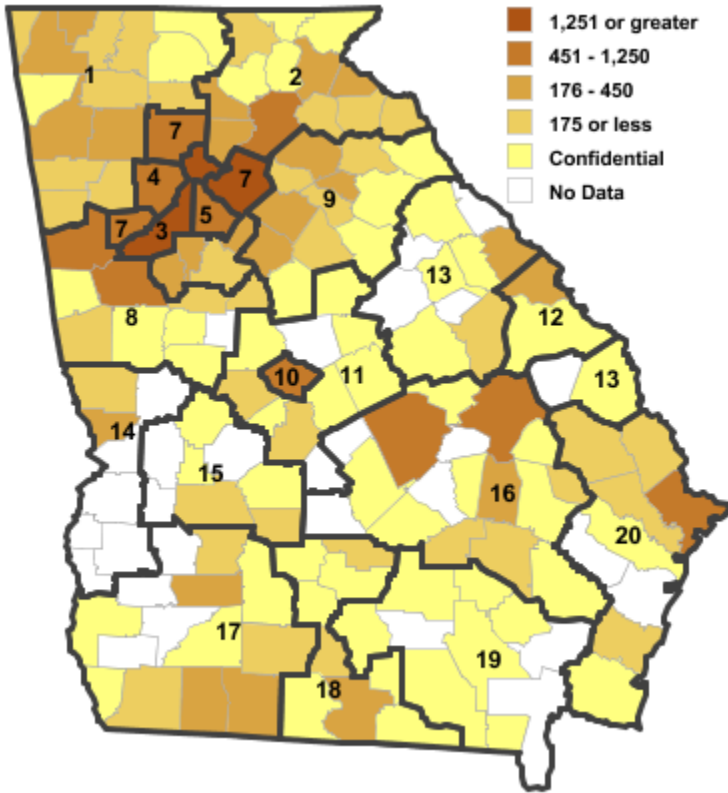


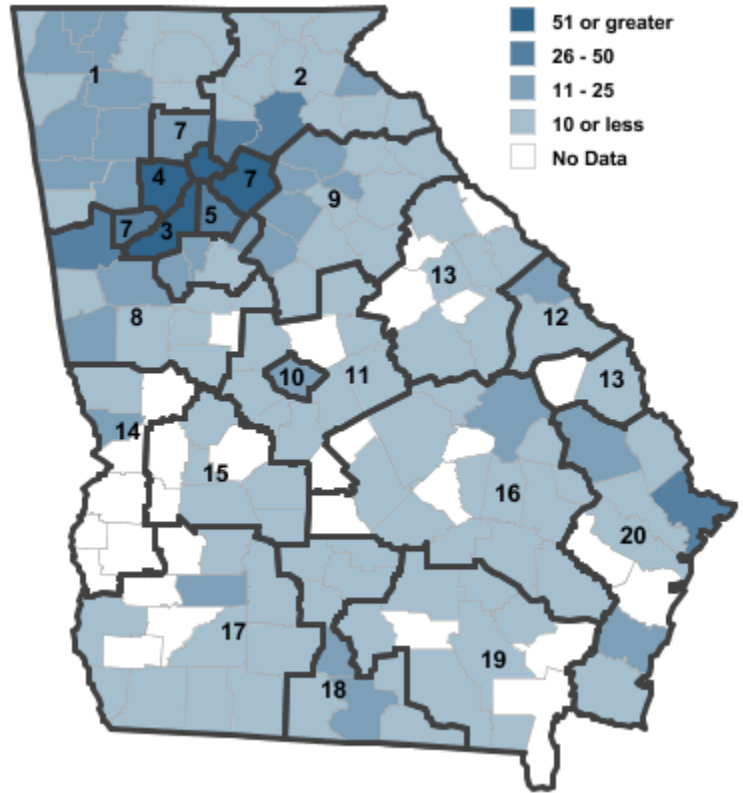
# Annual Industry Averages from QCEW 2010

## NAICS 332 : Fabricated Metal Product Manufacturing

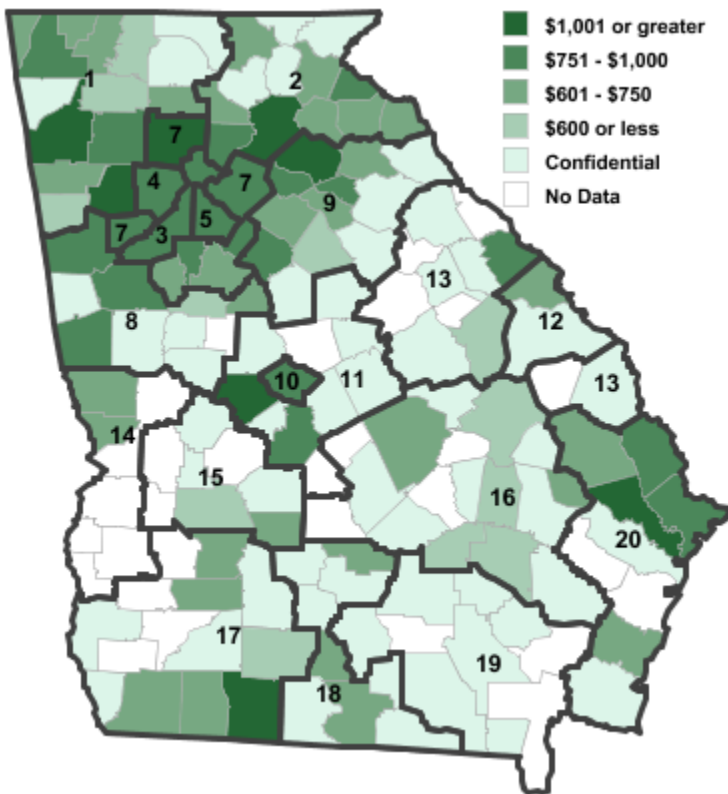
Employment



Establishments



Weekly Wages



Area

Area	Establishments	Employment	Weekly Wages
Georgia	1,256	21,841	\$808

Workforce Investment Areas

1 Northwest Georgia	142	1,573	\$906
2 Georgia Mountains	137	2,262	\$842
3 City of Atlanta	80	1,409	\$914
4 Cobb County	66	1,003	\$847
5 DeKalb County	45	849	\$908
6 Balance of Fulton County	80	1,409	\$914
7 Atlanta Regional	189	3,740	\$847
8 West Central Georgia	91	1,426	\$784
9 Northeast Georgia	97	1,602	\$788
10 Macon-Bibb	23	503	\$855
11 Middle Georgia	21	120	\$802
12 Richmond-Burke	24	431	\$791
13 East Central Georgia	30	1,028	\$753
14 Lower Chattahoochee	26	372	\$716
15 Middle Flint	18	209	\$480
16 Heart of Georgia-Altamaha	53	1,621	\$601
17 Southwest Georgia	54	1,212	\$761
18 South Georgia	43	643	\$633
19 Southeast Georgia	23	818	\$688
20 Coastal Georgia	65	693	\$967

Counties with largest values

121 Fulton	80	1,420	\$913
135 Gwinnett	79	1,783	\$836
179 Liberty	3	33	\$1,954

Note: \*\*\* Confidential - Industry group does not meet criteria for disclosure