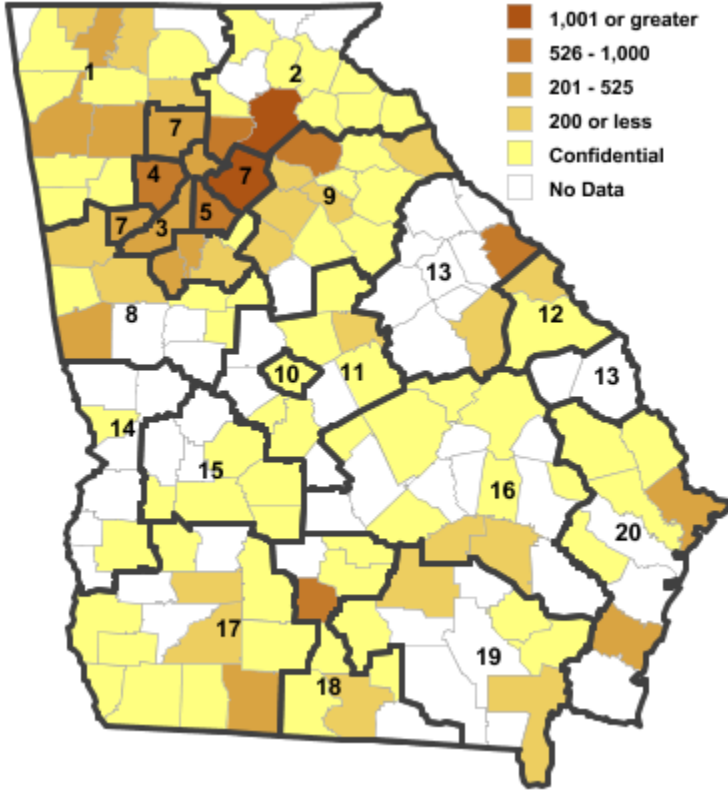


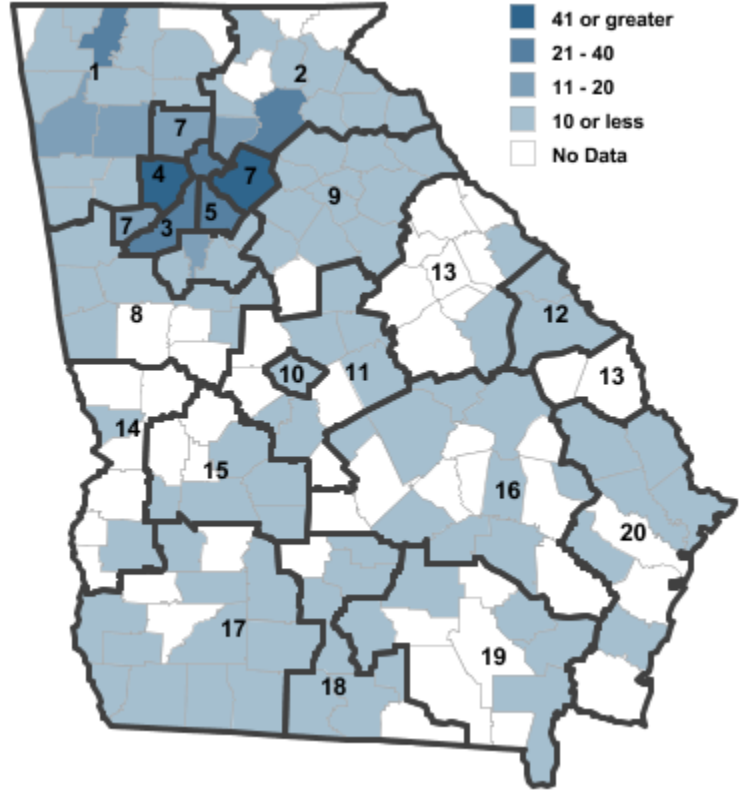
Annual Industry Averages from QCEW 2010

NAICS 333 : Machinery Manufacturing

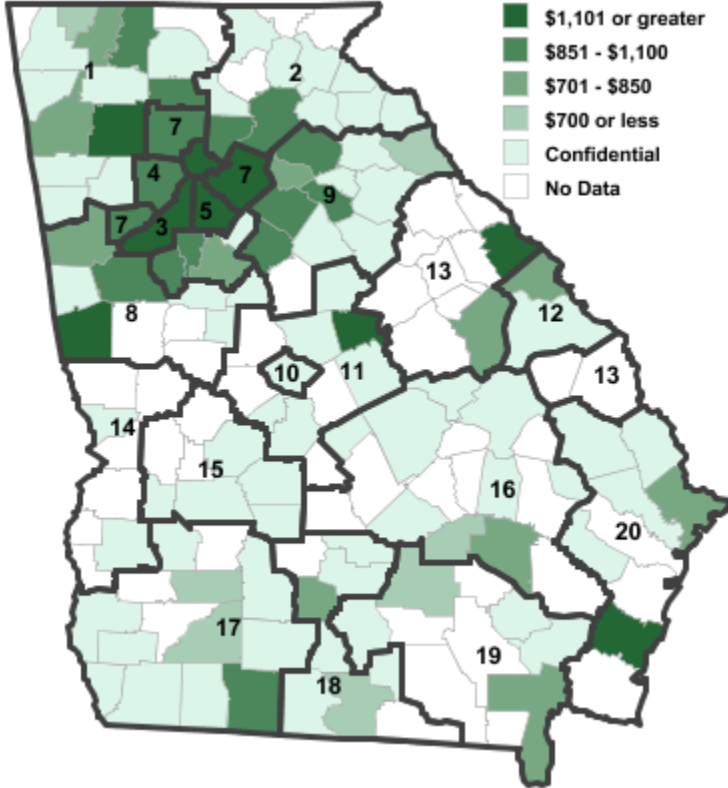
Employment



Establishments



Weekly Wages



Area

Establish- Employ- Weekly
ments ment Wages

Georgia 601 18,783 \$994

Workforce Investment Areas

1	Northwest Georgia	76	1,385	\$927
2	Georgia Mountains	60	2,850	\$964
3	City of Atlanta	30	421	\$1,139
4	Cobb County	57	656	\$1,069
5	DeKalb County	31	781	\$1,153
6	Balance of Fulton County	30	421	\$1,139
7	Atlanta Regional	112	3,651	\$1,259
8	West Central Georgia	32	778	\$1,067
9	Northeast Georgia	42	1,652	\$886
10	Macon-Bibb	6	***	***
11	Middle Georgia	11	232	\$2,030
12	Richmond-Burke	6	106	\$811
13	East Central Georgia	7	676	\$1,148
14	Lower Chattahoochee	7	***	***
15	Middle Flint	10	392	\$874
16	Heart of Georgia-Altamaha	19	1,536	\$500
17	Southwest Georgia	22	628	\$913
18	South Georgia	19	870	\$752
19	Southeast Georgia	10	131	\$724
20	Coastal Georgia	21	1,066	\$906

Counties with largest values

67	Cobb	57	656	\$1,069
131	Grady	0	1	\$3,616
135	Gwinnett	53	1,460	\$1,704

Note: *** Confidential - Industry group does not meet criteria for disclosure

