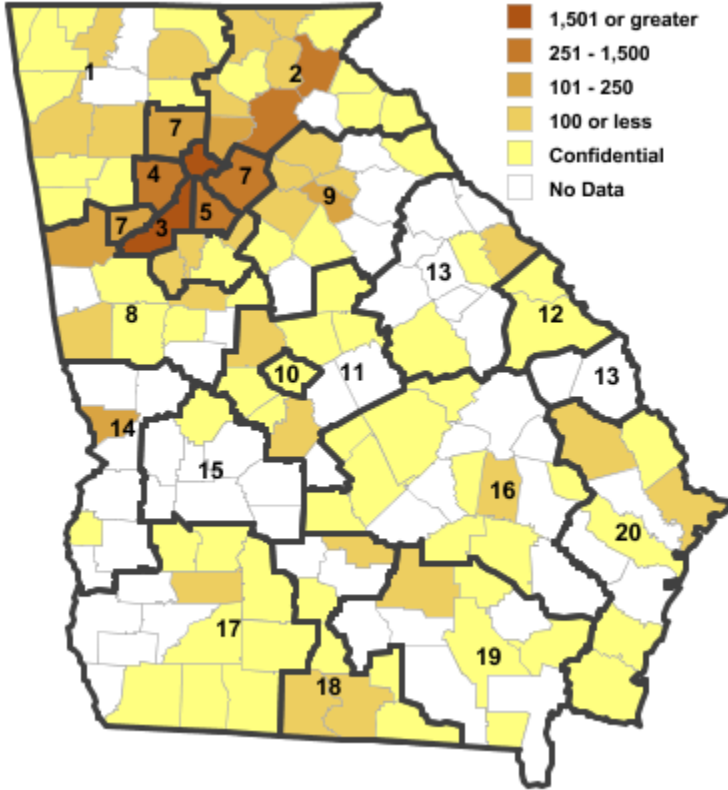


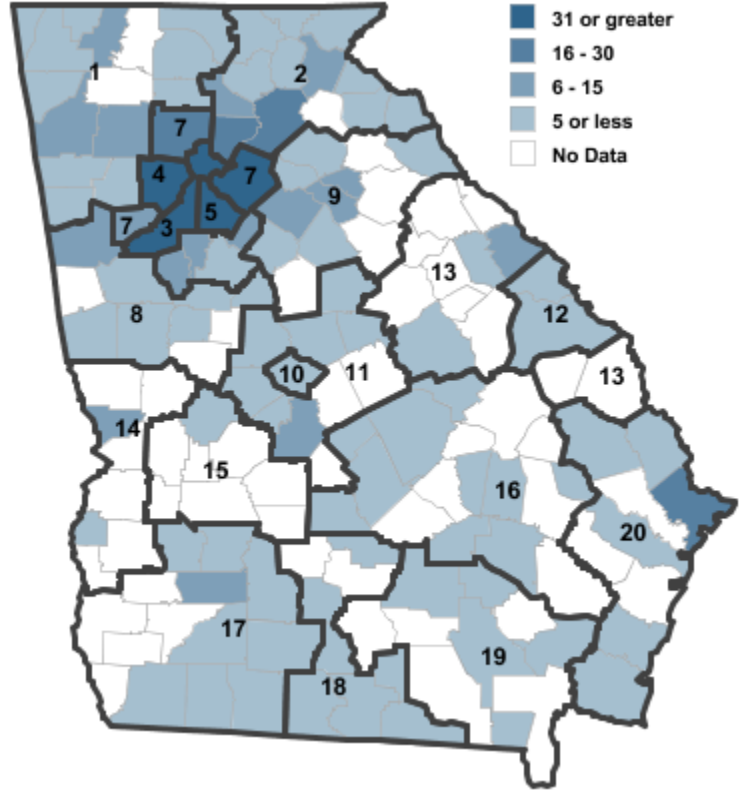
# Annual Industry Averages from QCEW 2010

## NAICS 339 : Miscellaneous Manufacturing

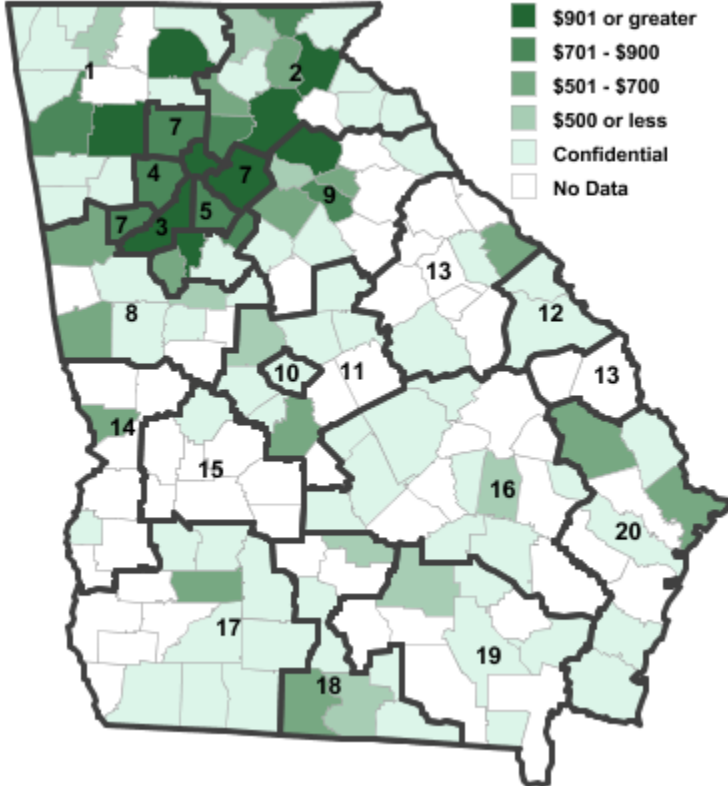
Employment



Establishments



Weekly Wages



Area	Establishments	Employment	Weekly Wages
Georgia	800	11,062	\$984
<b>Workforce Investment Areas</b>			
1 Northwest Georgia	50	535	\$727
2 Georgia Mountains	80	1,565	\$984
3 City of Atlanta	91	1,961	<b>\$1,382</b>
4 Cobb County	69	480	\$796
5 DeKalb County	66	829	\$835
6 Balance of Fulton County	91	1,961	\$1,382
7 Atlanta Regional	<b>171</b>	<b>1,998</b>	\$909
8 West Central Georgia	31	392	\$812
9 Northeast Georgia	40	986	\$1,225
10 Macon-Bibb	15	***	***
11 Middle Georgia	22	98	\$500
12 Richmond-Burke	14	691	\$915
13 East Central Georgia	12	57	\$529
14 Lower Chattahoochee	9	155	\$527
15 Middle Flint	1	***	***
16 Heart of Georgia-Altamaha	17	136	\$521
17 Southwest Georgia	23	104	\$496
18 South Georgia	17	103	\$578
19 Southeast Georgia	9	61	\$746
20 Coastal Georgia	30	138	\$621
<b>Counties with largest values</b>			
77 Coweta	9	69	<b>\$1,449</b>
121 Fulton	91	<b>1,961</b>	<b>\$1,382</b>
135 Gwinnett	<b>99</b>	1,192	\$955

Note: \*\*\* Confidential - Industry group does not meet criteria for disclosure