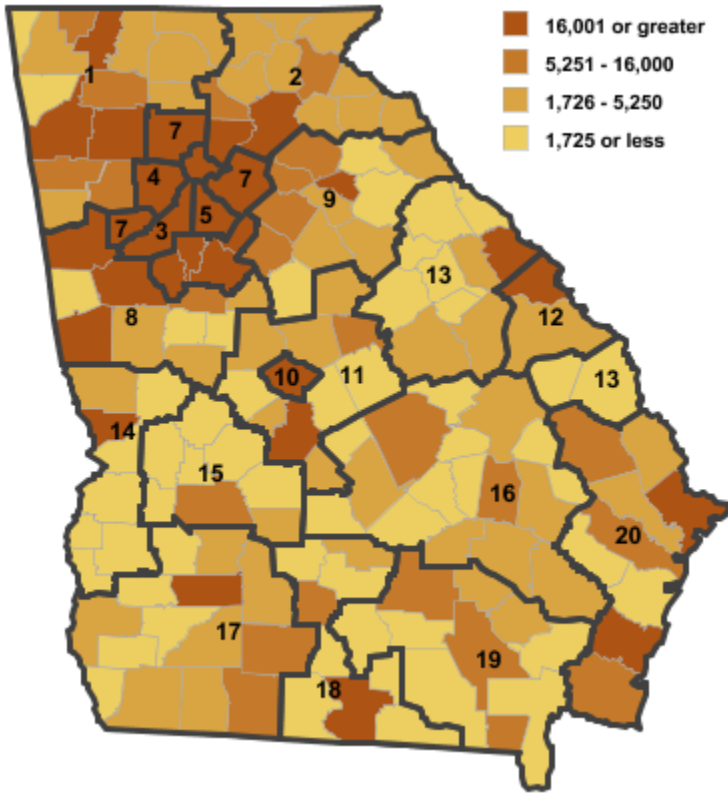


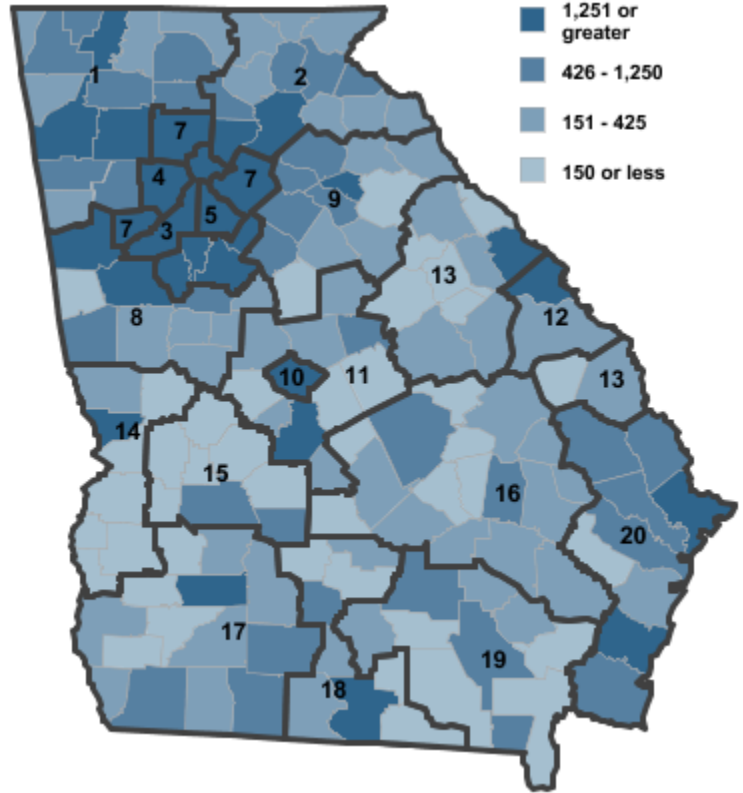
Annual Industry Averages from QCEW 2010

NAICS 44-45 : Retail Trade

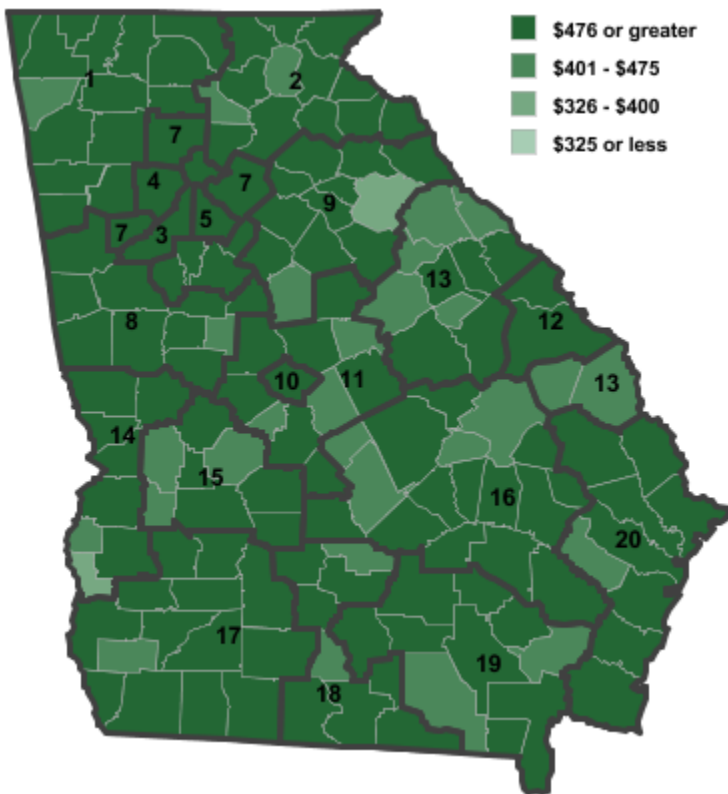
Employment



Establishments



Weekly Wages



Area

Establish-
ments

Employ-
ment

Weekly
Wages

Area	Establish- ments	Employ- ment	Weekly Wages
Georgia	208,649	2,550,827	\$838
Workforce Investment Areas			
1 Northwest Georgia	10,994	128,800	\$597
2 Georgia Mountains	11,404	116,014	\$673
3 City of Atlanta	34,715	566,794	\$1,203
4 Cobb County	16,999	213,119	\$907
5 DeKalb County	14,610	201,175	\$904
6 Balance of Fulton County	34,715	566,794	\$1,203
7 Atlanta Regional	35,141	433,075	\$756
8 West Central Georgia	6,671	80,834	\$602
9 Northeast Georgia	8,695	89,600	\$583
10 Macon-Bibb	3,834	60,240	\$675
11 Middle Georgia	4,393	48,369	\$567
12 Richmond-Burke	4,056	64,089	\$673
13 East Central Georgia	3,192	31,776	\$547
14 Lower Chattahoochee	4,449	68,977	\$684
15 Middle Flint	1,474	14,131	\$504
16 Heart of Georgia-Altamaha	4,264	43,412	\$546
17 Southwest Georgia	6,337	70,190	\$578
18 South Georgia	4,253	47,714	\$521
19 Southeast Georgia	2,495	25,500	\$548
20 Coastal Georgia	12,370	152,393	\$609

Counties with largest values

121 Fulton	34,717	567,336	\$1,203
------------	--------	---------	---------

Note: *** Confidential - Industry group does not meet criteria for disclosure