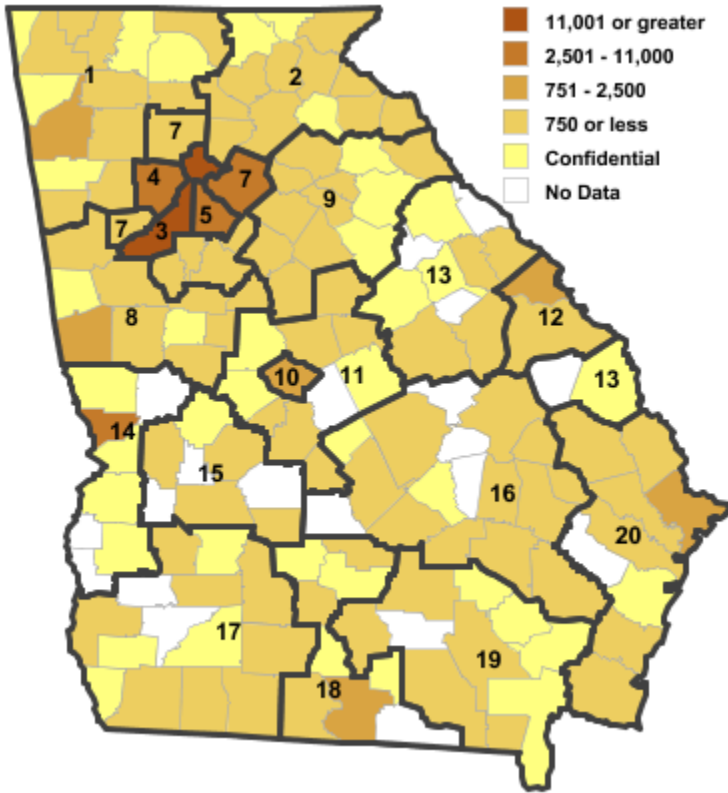


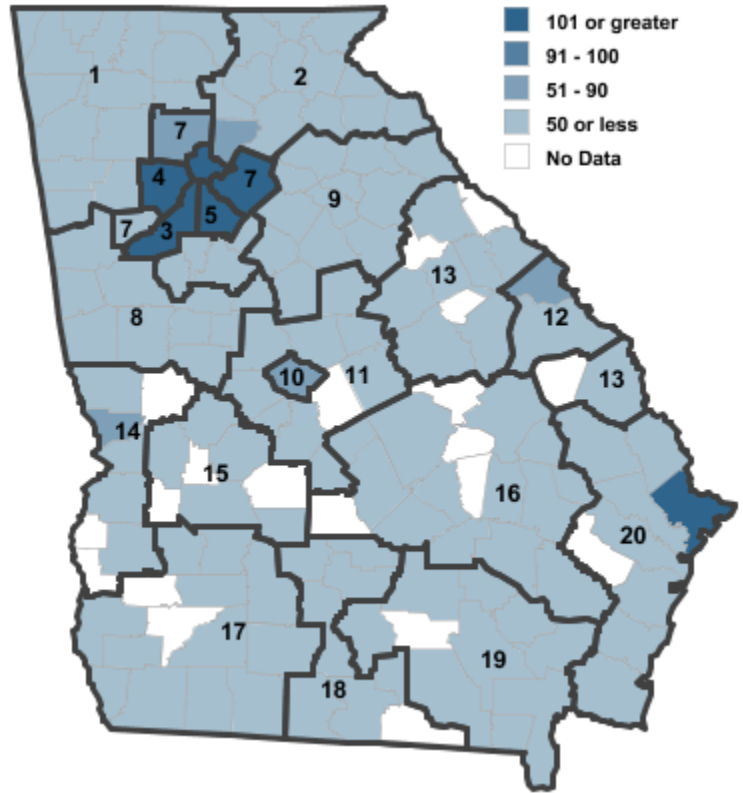
Annual Industry Averages from QCEW 2010

NAICS 51 : Information

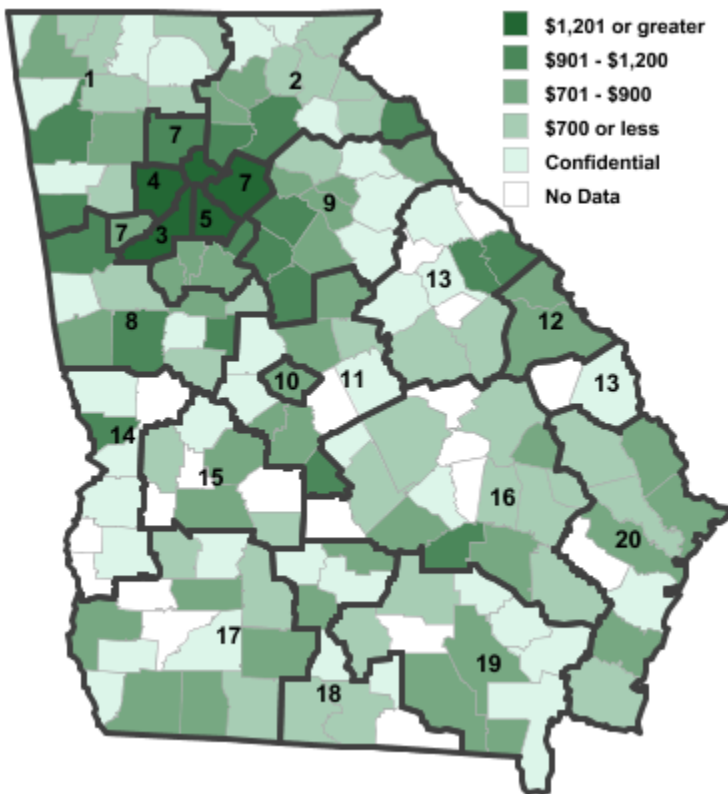
Employment



Establishments



Weekly Wages



Area

Area	Establishments	Employment	Weekly Wages
Georgia	4,703	101,459	\$1,432

Workforce Investment Areas

1	Northwest Georgia	173	3,217	\$780
2	Georgia Mountains	193	2,075	\$922
3	City of Atlanta	1,150	45,634	\$1,776
4	Cobb County	362	7,294	\$1,434
5	DeKalb County	411	8,742	\$1,482
6	Balance of Fulton County	1,150	45,634	\$1,776
7	Atlanta Regional	683	10,997	\$1,245
8	West Central Georgia	116	3,115	\$823
9	Northeast Georgia	156	1,316	\$793
10	Macon-Bibb	77	1,261	\$865
11	Middle Georgia	55	640	\$778
12	Richmond-Burke	78	1,707	\$850
13	East Central Georgia	51	543	\$952
14	Lower Chattahoochee	93	5,270	\$1,004
15	Middle Flint	31	225	\$733
16	Heart of Georgia-Altamaha	79	697	\$688
17	Southwest Georgia	96	1,181	\$726
18	South Georgia	69	1,137	\$593
19	Southeast Georgia	41	511	\$805
20	Coastal Georgia	216	2,442	\$848

Counties with largest values

23	Bleckley	1	1	\$2,349
121	Fulton	1,150	45,649	\$1,778

Note: *** Confidential - Industry group does not meet criteria for disclosure