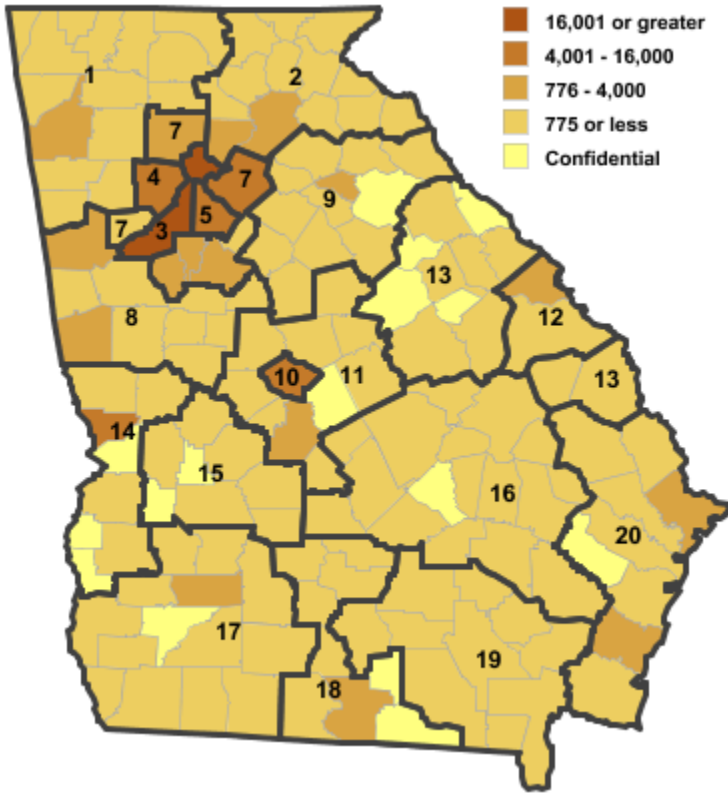


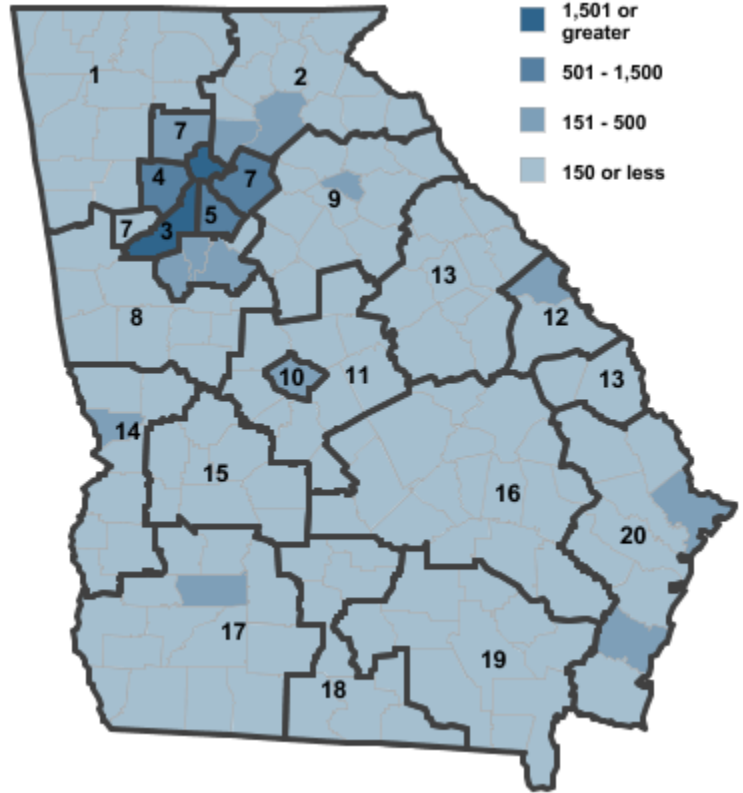
# Annual Industry Averages from QCEW 2010

## NAICS 52 : Finance and Insurance

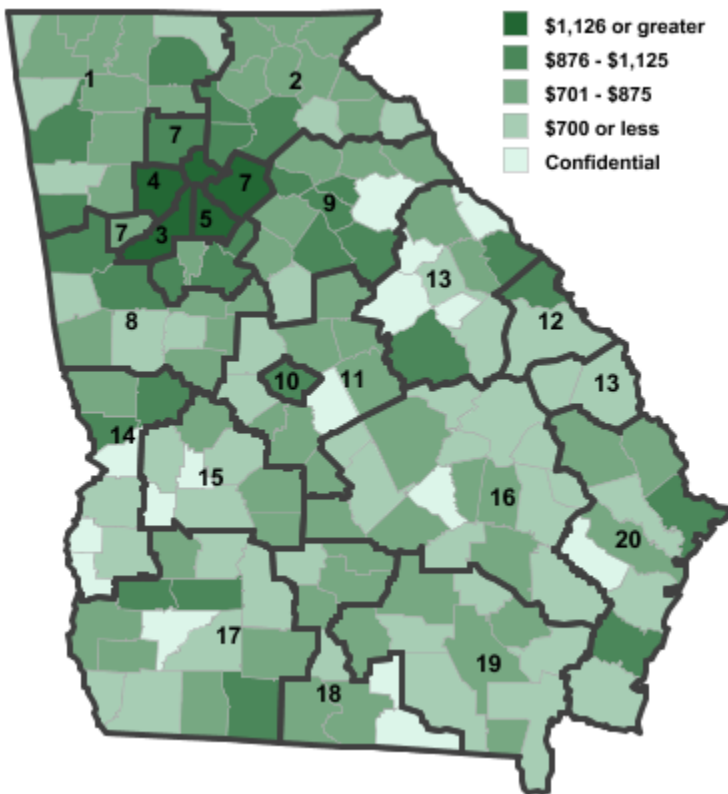
Employment



Establishments



Weekly Wages



Area

Georgia

**Establish-ments**

**Employ-ment**

**Weekly Wages**

**Workforce Investment Areas**

1	Northwest Georgia	752	4,826	\$821
2	Georgia Mountains	789	5,036	\$940
3	City of Atlanta	<b>2,813</b>	<b>46,501</b>	<b>\$1,980</b>
4	Cobb County	1,217	11,145	\$1,305
5	DeKalb County	903	9,713	\$1,317
6	Balance of Fulton County	2,813	46,501	\$1,980
7	Atlanta Regional	2,357	20,818	\$1,073
8	West Central Georgia	512	3,522	\$866
9	Northeast Georgia	581	3,591	\$958
10	Macon-Bibb	314	6,471	\$882
11	Middle Georgia	313	1,904	\$783
12	Richmond-Burke	266	2,231	\$889
13	East Central Georgia	232	1,564	\$904
14	Lower Chattahoochee	362	5,914	\$1,050
15	Middle Flint	118	659	\$702
16	Heart of Georgia-Altamaha	312	2,224	\$678
17	Southwest Georgia	521	3,241	\$826
18	South Georgia	289	1,799	\$770
19	Southeast Georgia	180	1,205	\$704
20	Coastal Georgia	866	5,884	\$901

**Counties with largest values**

121	Fulton	<b>2,814</b>	<b>46,564</b>	<b>\$1,981</b>
-----	--------	--------------	---------------	----------------

Note: \*\*\* Confidential - Industry group does not meet criteria for disclosure