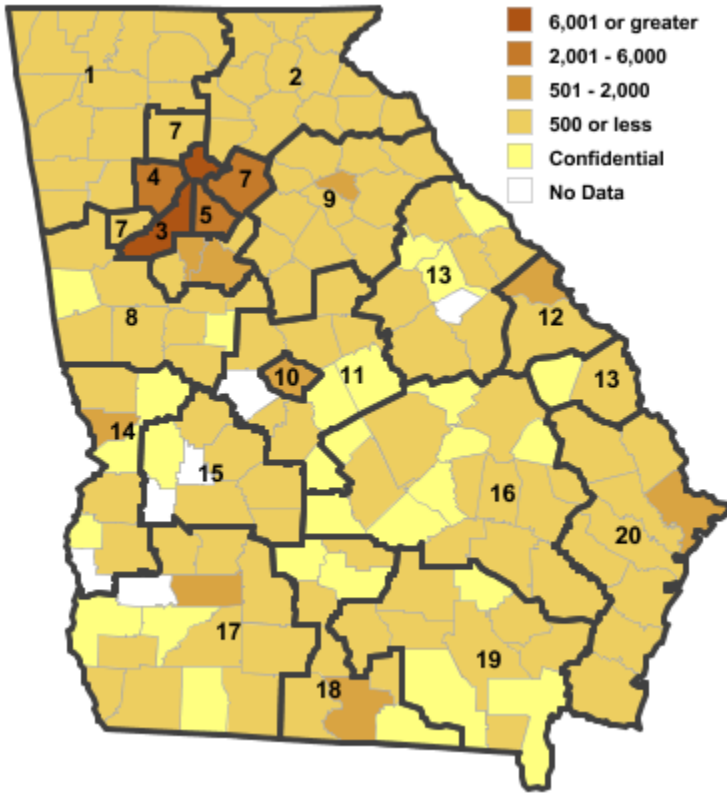


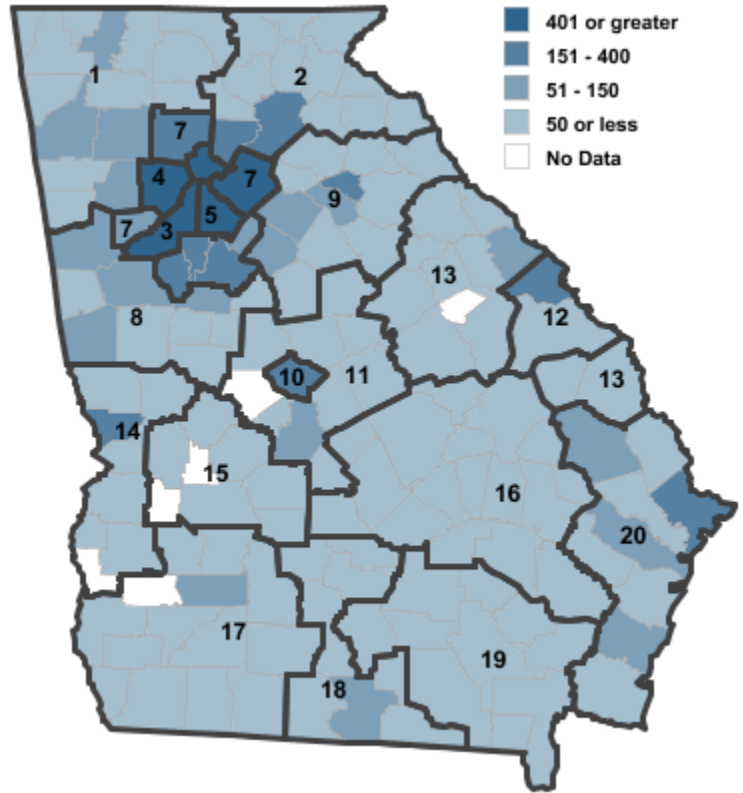
Annual Industry Averages from QCEW 2010

NAICS 53 : Real Estate and Rental and Leasing

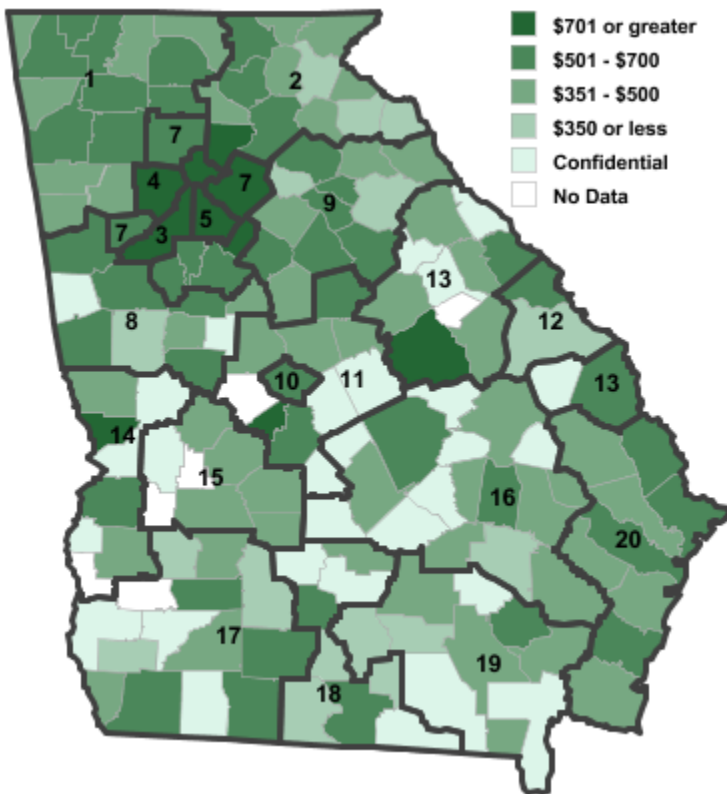
Employment



Establishments



Weekly Wages



Area

Area	Establishments	Employment	Weekly Wages
Georgia	11,064	55,642	\$857
Workforce Investment Areas			
1 Northwest Georgia	537	1,709	\$543
2 Georgia Mountains	600	1,525	\$601
3 City of Atlanta	2,259	18,227	\$1,155
4 Cobb County	1,047	5,291	\$982
5 DeKalb County	837	3,714	\$807
6 Balance of Fulton County	2,259	18,227	\$1,155
7 Atlanta Regional	1,920	8,864	\$736
8 West Central Georgia	358	1,069	\$563
9 Northeast Georgia	541	1,866	\$520
10 Macon-Bibb	195	1,111	\$624
11 Middle Georgia	223	691	\$529
12 Richmond-Burke	210	1,111	\$631
13 East Central Georgia	134	505	\$586
14 Lower Chattahoochee	262	1,430	\$693
15 Middle Flint	65	220	\$449
16 Heart of Georgia-Altamaha	145	457	\$449
17 Southwest Georgia	307	1,200	\$521
18 South Georgia	221	929	\$559
19 Southeast Georgia	98	332	\$434
20 Coastal Georgia	755	3,037	\$551
Counties with largest values			
121 Fulton	2,259	18,242	\$1,155

Note: *** Confidential - Industry group does not meet criteria for disclosure