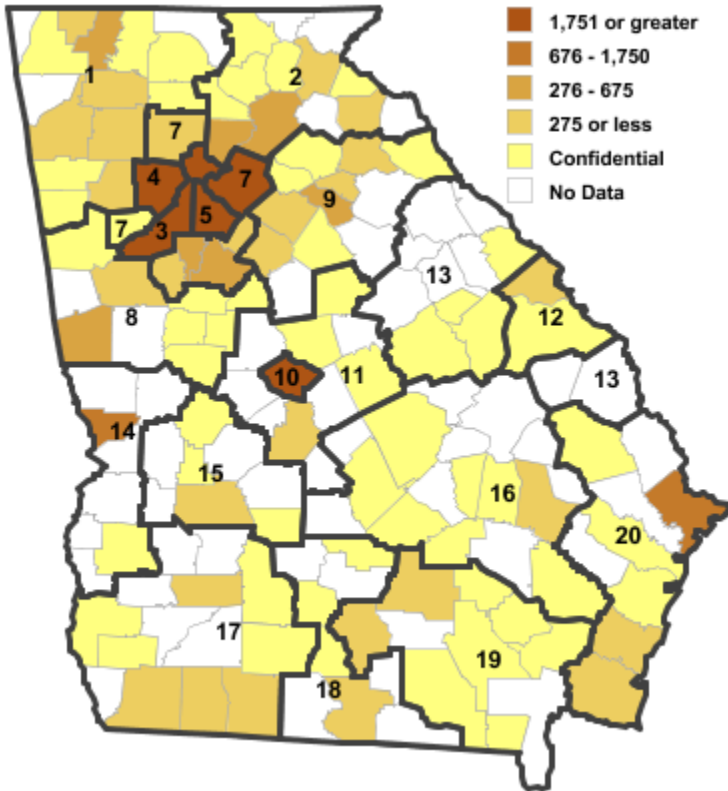


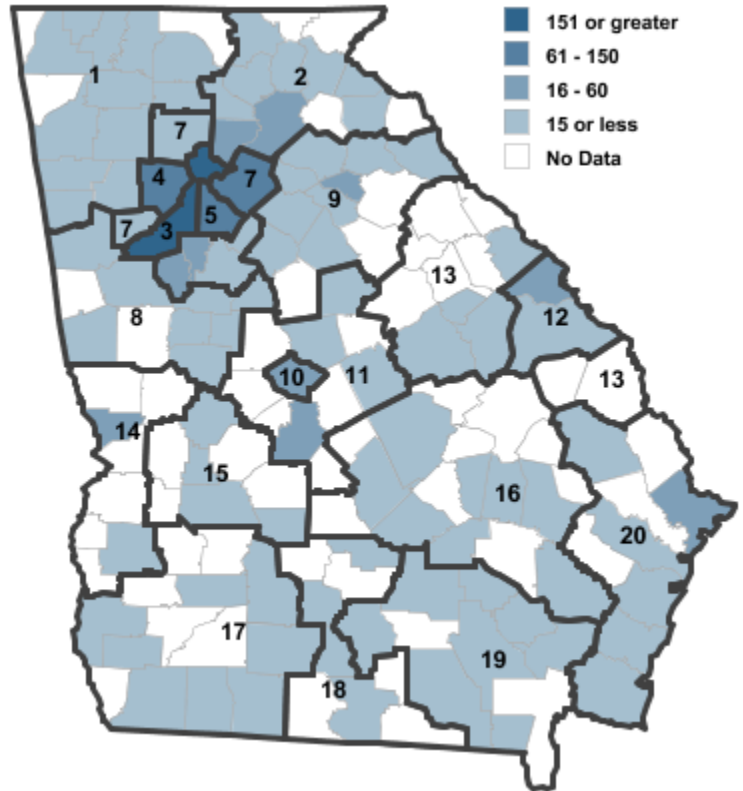
Annual Industry Averages from QCEW 2010

NAICS 55 : Management of Companies and Enterprises

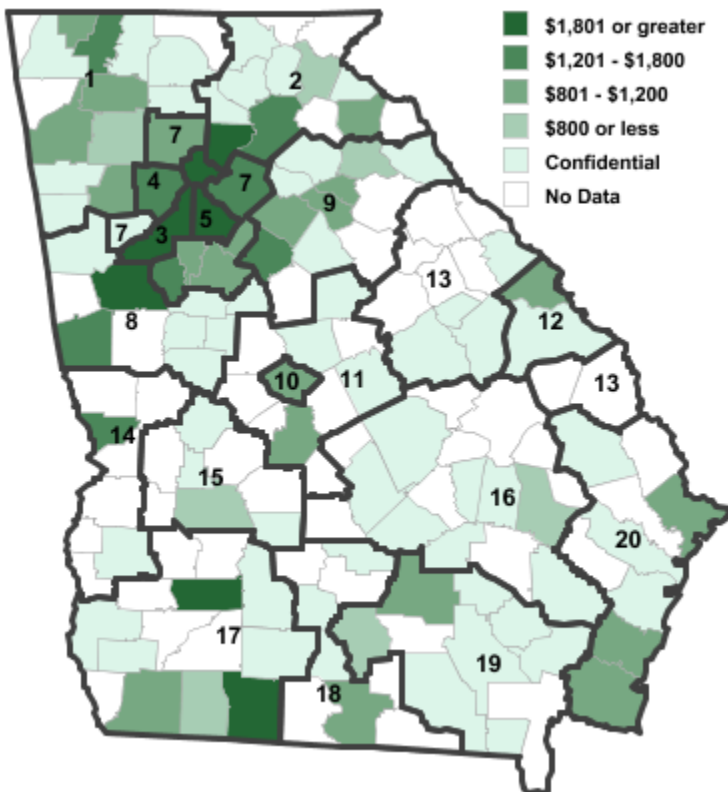
Employment



Establishments



Weekly Wages



Area

Establish- Employ- Weekly
ments ment Wages

Georgia 1,491 53,575 \$1,642

Workforce Investment Areas

1	Northwest Georgia	61	1,142	\$1,284
2	Georgia Mountains	63	1,995	\$1,243
3	City of Atlanta	319	20,362	\$2,042
4	Cobb County	141	5,113	\$1,219
5	DeKalb County	95	5,202	\$1,845
6	Balance of Fulton County	319	20,362	\$2,042
7	Atlanta Regional	214	7,407	\$1,593
8	West Central Georgia	37	1,178	\$1,585
9	Northeast Georgia	53	1,071	\$945
10	Macon-Bibb	43	1,912	\$937
11	Middle Georgia	23	211	\$907
12	Richmond-Burke	29	265	\$1,304
13	East Central Georgia	17	845	\$1,607
14	Lower Chattahoochee	60	1,581	\$1,599
15	Middle Flint	9	97	\$879
16	Heart of Georgia-Altamaha	22	1,114	\$794
17	Southwest Georgia	39	454	\$1,397
18	South Georgia	15	395	\$889
19	Southeast Georgia	19	444	\$611
20	Coastal Georgia	61	1,861	\$1,019

Counties with largest values

33	Burke	1	7	\$8,887
121	Fulton	319	20,362	\$2,042

Note: *** Confidential - Industry group does not meet criteria for disclosure