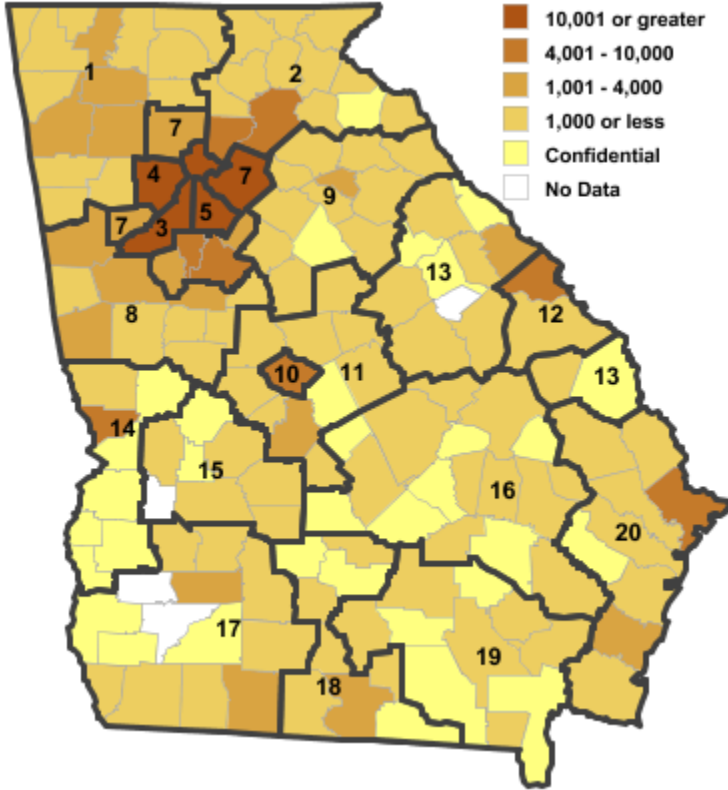


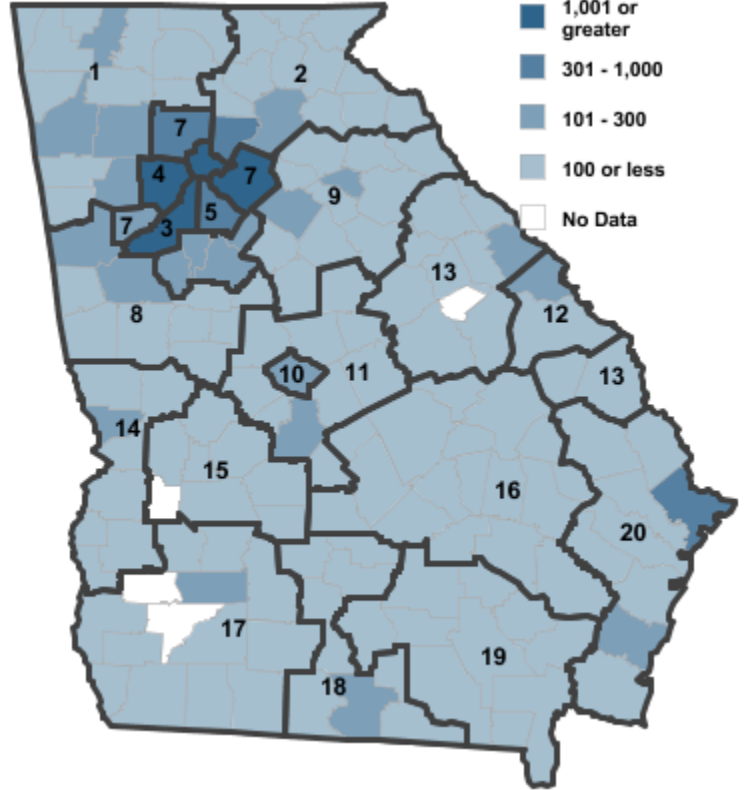
Annual Industry Averages from QCEW 2010

NAICS 56 : Administrative and Support and Waste Management

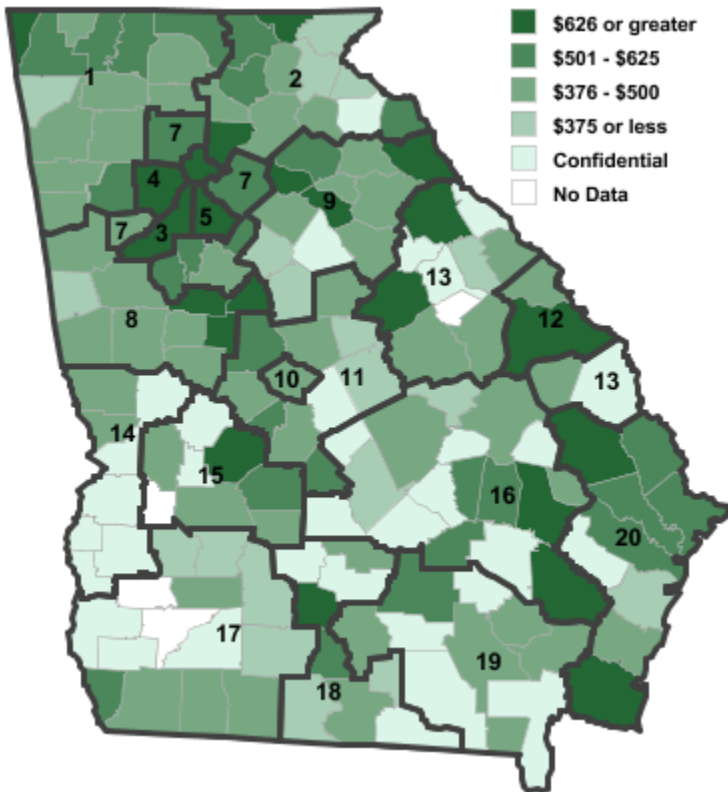
Employment



Establishments



Weekly Wages



Area

Georgia

Establishments	Employment	Weekly Wages
16,175	254,154	\$636

Workforce Investment Areas

Area	Establishments	Employment	Weekly Wages
1 Northwest Georgia	718	9,257	\$494
2 Georgia Mountains	916	12,577	\$544
3 City of Atlanta	2,550	55,086	\$777
4 Cobb County	1,467	27,567	\$714
5 DeKalb County	994	18,660	\$743
6 Balance of Fulton County	2,550	55,086	\$777
7 Atlanta Regional	2,928	45,548	\$569
8 West Central Georgia	494	7,413	\$489
9 Northeast Georgia	676	6,403	\$510
10 Macon-Bibb	246	5,396	\$423
11 Middle Georgia	269	2,503	\$433
12 Richmond-Burke	246	7,044	\$477
13 East Central Georgia	256	2,456	\$457
14 Lower Chattahoochee	298	5,212	\$424
15 Middle Flint	63	682	\$493
16 Heart of Georgia-Altamaha	184	2,166	\$517
17 Southwest Georgia	300	7,336	\$438
18 South Georgia	283	3,364	\$489
19 Southeast Georgia	125	1,469	\$533
20 Coastal Georgia	896	13,406	\$520

Counties with largest values

101 Echols	2	1	\$1,420
121 Fulton	2,550	55,110	\$777

Note: *** Confidential - Industry group does not meet criteria for disclosure