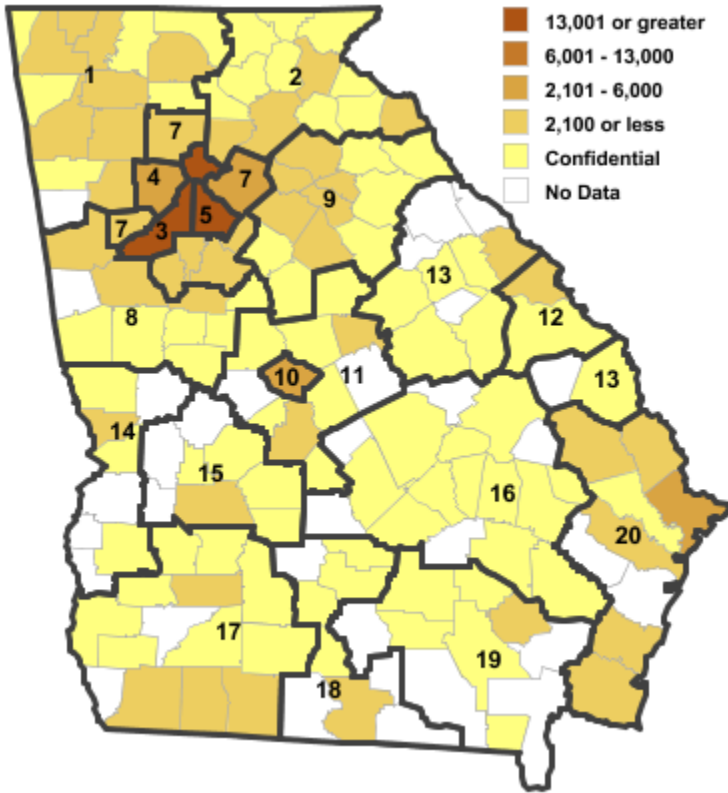


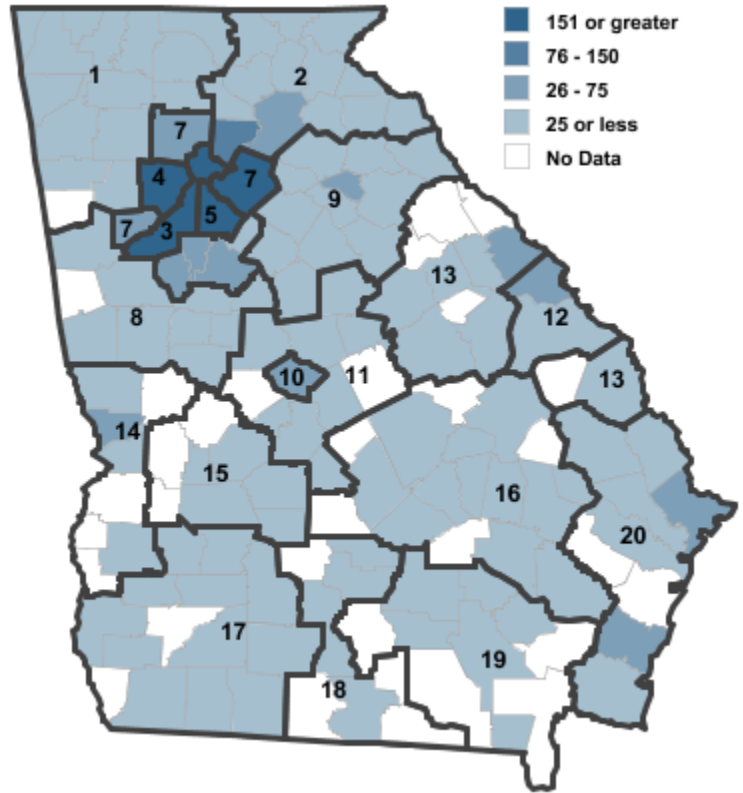
Annual Industry Averages from QCEW 2010

NAICS 61 : Educational Services

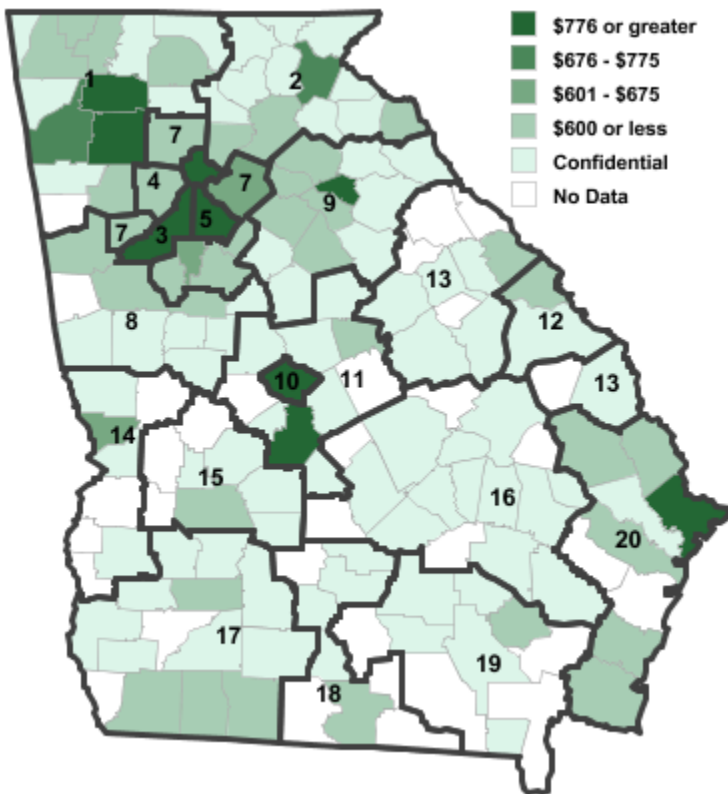
Employment



Establishments



Weekly Wages



Area

Area	Establishments	Employment	Weekly Wages
Georgia	2,782	62,039	\$873

Workforce Investment Areas

1 Northwest Georgia	103	1,949	\$694
2 Georgia Mountains	170	3,535	\$501
3 City of Atlanta	551	13,741	\$831
4 Cobb County	272	3,683	\$585
5 DeKalb County	270	17,352	\$1,339
6 Balance of Fulton County	551	13,741	\$831
7 Atlanta Regional	540	5,839	\$570
8 West Central Georgia	69	1,056	\$484
9 Northeast Georgia	107	1,404	\$496
10 Macon-Bibb	41	2,119	\$905
11 Middle Georgia	44	684	\$737
12 Richmond-Burke	32	980	\$559
13 East Central Georgia	49	759	\$453
14 Lower Chattahoochee	34	520	\$622
15 Middle Flint	11	202	\$437
16 Heart of Georgia-Altamaha	23	517	\$457
17 Southwest Georgia	36	1,068	\$530
18 South Georgia	35	325	\$436
19 Southeast Georgia	15	127	\$309
20 Coastal Georgia	122	4,111	\$773

Counties with largest values

89 Dekalb	270	17,352	\$1,339
121 Fulton	551	13,746	\$831
201 Miller	1	3	\$1,842

Note: *** Confidential - Industry group does not meet criteria for disclosure

