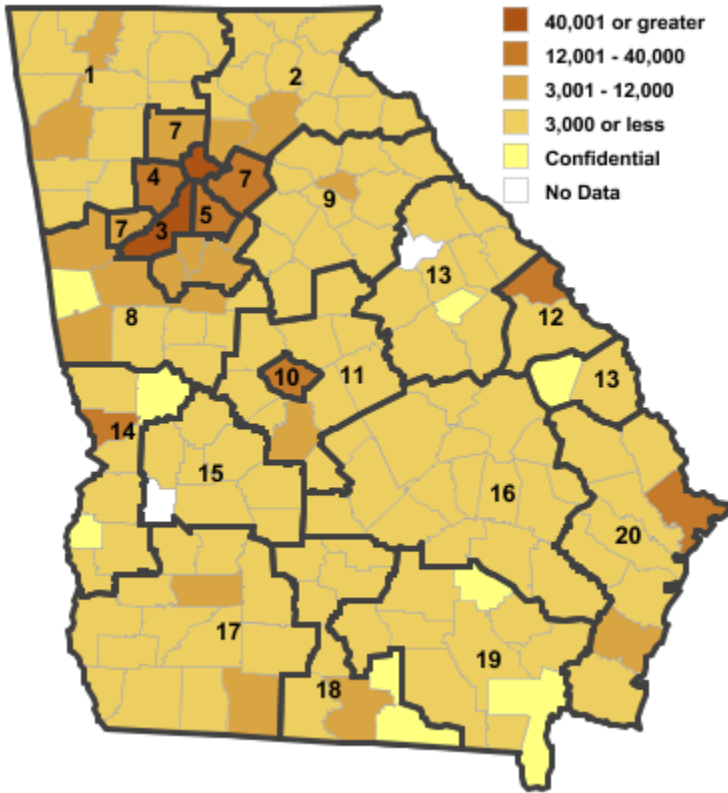
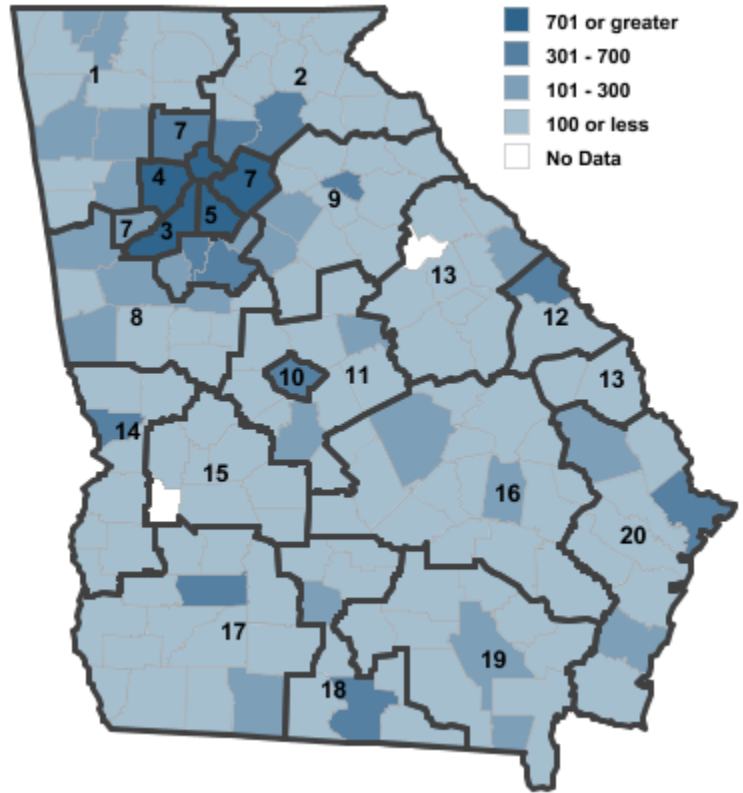


# Annual Industry Averages from QCEW 2010 NAICS 62 : Health Care and Social Assistance

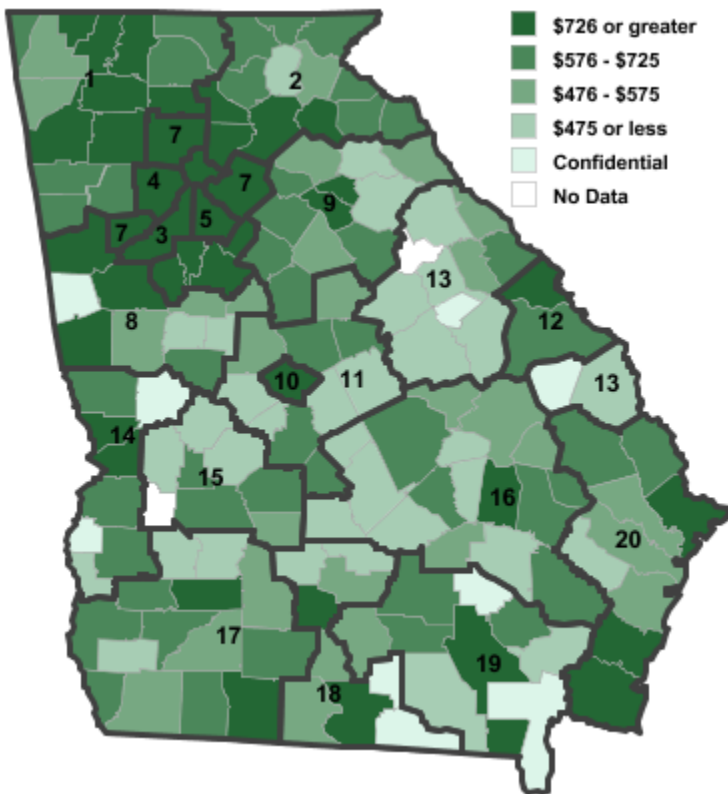
## Employment



## Establishments



## Weekly Wages



### Area

| Area                                | Establishments | Employment | Weekly Wages |
|-------------------------------------|----------------|------------|--------------|
| Georgia                             | 21,359         | 395,935    | \$839        |
| <b>Workforce Investment Areas</b>   |                |            |              |
| 1 Northwest Georgia                 | 1,205          | 24,343     | \$789        |
| 2 Georgia Mountains                 | 1,247          | 20,614     | \$771        |
| 3 City of Atlanta                   | 3,364          | 68,232     | \$1,006      |
| 4 Cobb County                       | 1,604          | 29,175     | \$954        |
| 5 DeKalb County                     | 1,664          | 34,291     | \$828        |
| 6 Balance of Fulton County          | 3,364          | 68,232     | \$1,006      |
| 7 Atlanta Regional                  | 3,564          | 52,308     | \$795        |
| 8 West Central Georgia              | 718            | 17,247     | \$743        |
| 9 Northeast Georgia                 | 1,035          | 17,558     | \$777        |
| 10 Macon-Bibb                       | 536            | 14,884     | \$885        |
| 11 Middle Georgia                   | 561            | 8,625      | \$638        |
| 12 Richmond-Burke                   | 658            | 17,163     | \$899        |
| 13 East Central Georgia             | 360            | 4,915      | \$572        |
| 14 Lower Chattahoochee              | 606            | 13,402     | \$820        |
| 15 Middle Flint                     | 171            | 3,357      | \$571        |
| 16 Heart of Georgia-Altamaha        | 603            | 10,153     | \$623        |
| 17 Southwest Georgia                | 799            | 15,717     | \$772        |
| 18 South Georgia                    | 572            | 8,472      | \$679        |
| 19 Southeast Georgia                | 303            | 5,743      | \$715        |
| 20 Coastal Georgia                  | 1,412          | 26,032     | \$830        |
| <b>Counties with largest values</b> |                |            |              |
| 53 Chattahoochee                    | 5              | 29         | \$1,011      |
| 121 Fulton                          | 3,364          | 68,343     | \$1,006      |

Note: \*\*\* Confidential - Industry group does not meet criteria for disclosure