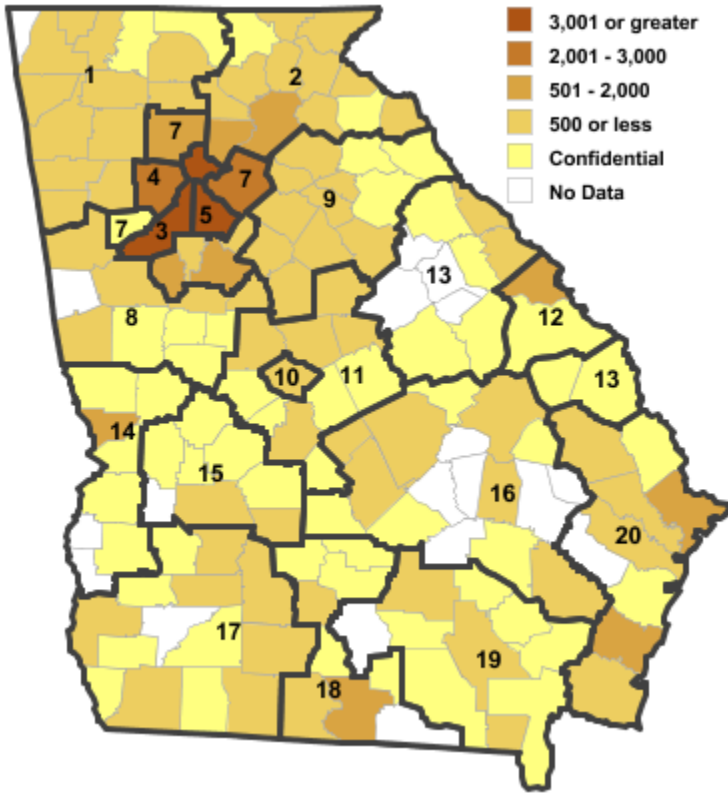
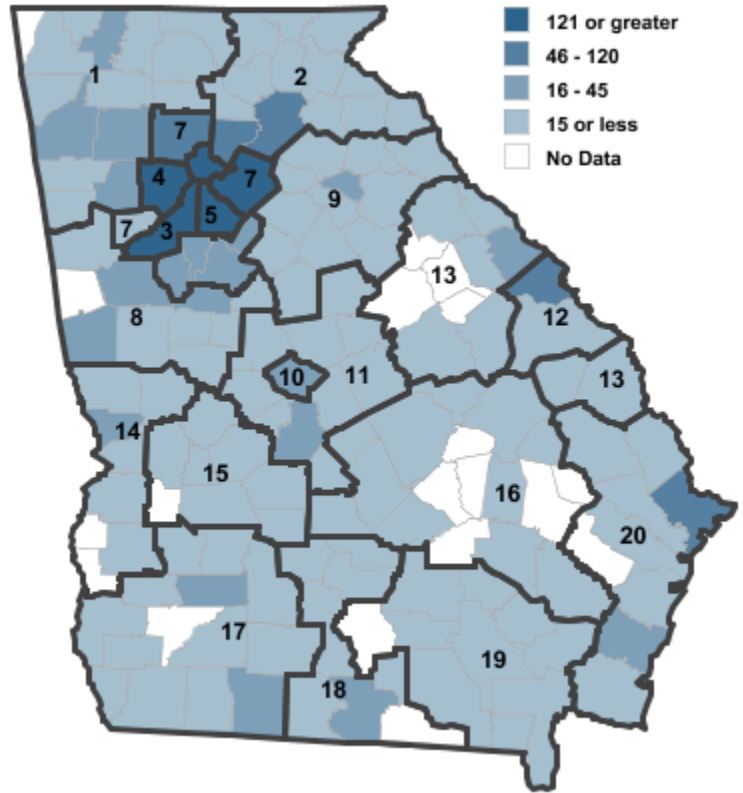


Annual Industry Averages from QCEW 2010 NAICS 71 : Arts, Entertainment, and Recreation

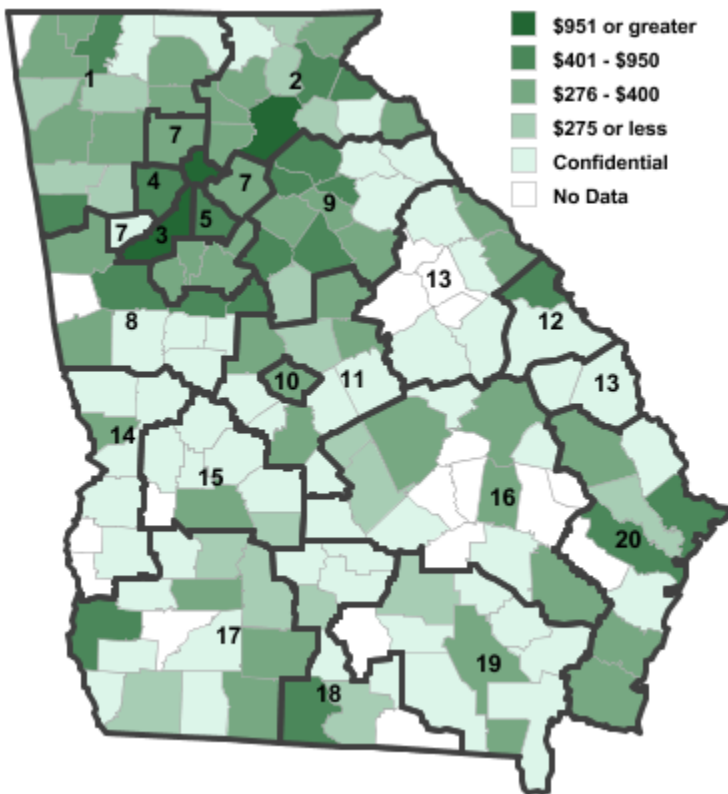
Employment



Establishments



Weekly Wages



Area	Establishments	Employment	Weekly Wages
Georgia	2,843	38,931	\$617
Workforce Investment Areas			
1 Northwest Georgia	140	1,679	\$335
2 Georgia Mountains	186	2,035	\$1,721
3 City of Atlanta	497	11,012	\$960
4 Cobb County	246	2,572	\$447
5 DeKalb County	220	3,067	\$403
6 Balance of Fulton County	497	11,012	\$960
7 Atlanta Regional	455	6,403	\$332
8 West Central Georgia	104	1,172	\$393
9 Northeast Georgia	117	1,137	\$462
10 Macon-Bibb	38	384	\$390
11 Middle Georgia	67	760	\$286
12 Richmond-Burke	48	1,317	\$454
13 East Central Georgia	39	558	\$297
14 Lower Chattahoochee	53	934	\$359
15 Middle Flint	14	111	\$209
16 Heart of Georgia-Altamaha	42	276	\$291
17 Southwest Georgia	94	797	\$341
18 South Georgia	49	1,005	\$277
19 Southeast Georgia	25	197	\$262
20 Coastal Georgia	177	2,947	\$382
Counties with largest values			
121 Fulton	497	11,019	\$960
139 Hall	56	738	\$4,163

Note: *** Confidential - Industry group does not meet criteria for disclosure