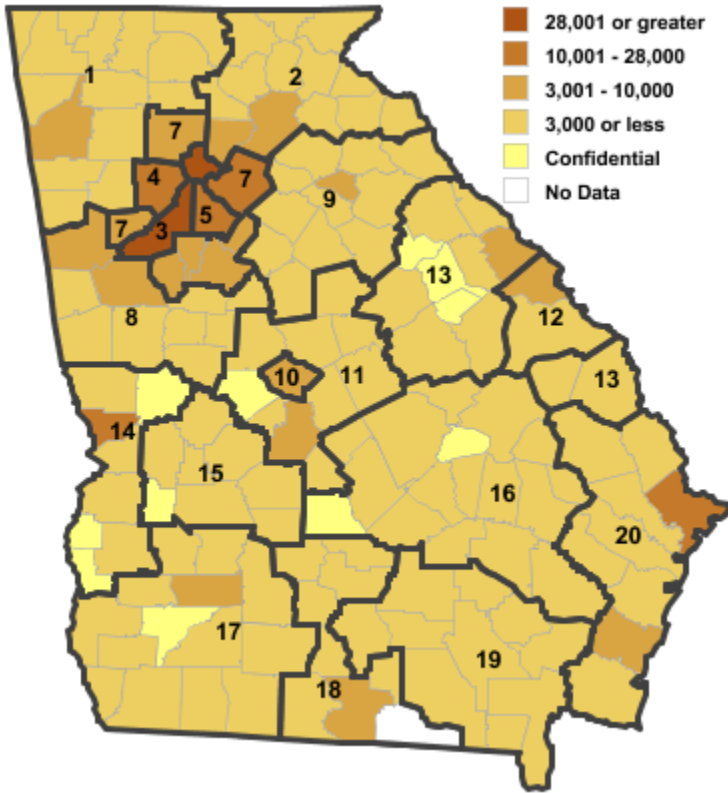
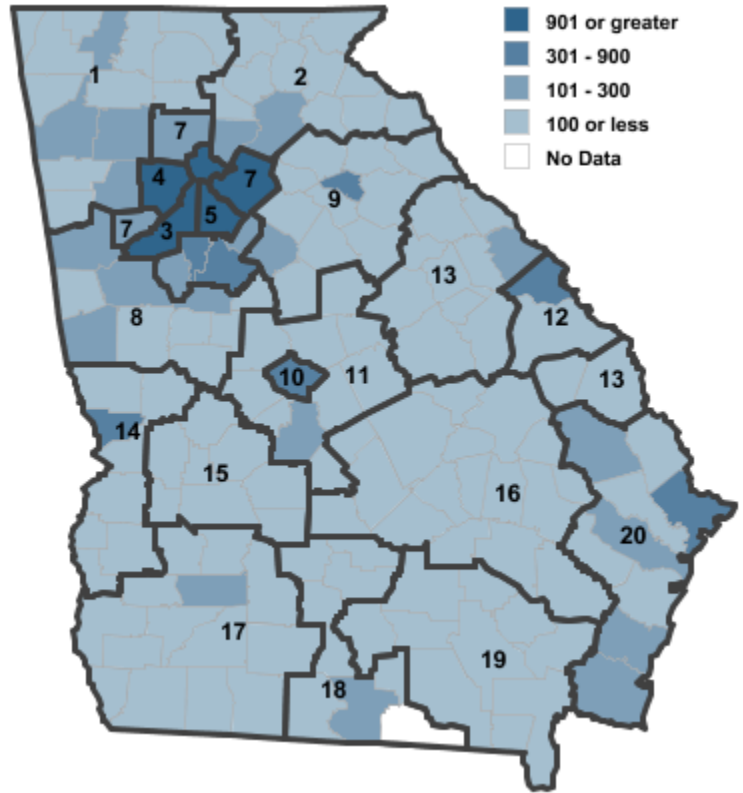


Annual Industry Averages from QCEW 2010 NAICS 72 : Accommodation and Food Services

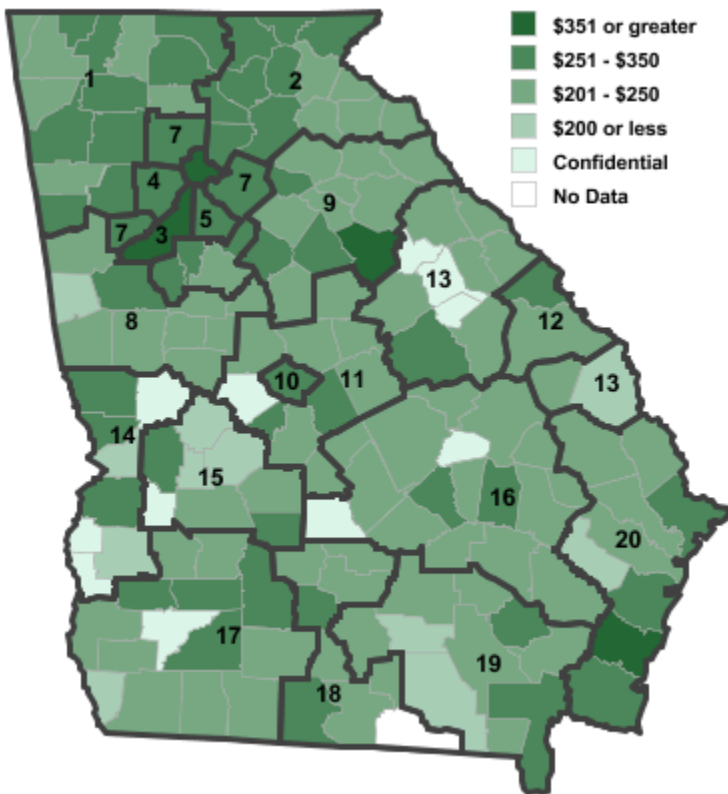
Employment



Establishments



Weekly Wages



Area

Area	Establishments	Employment	Weekly Wages
Georgia	18,241	334,108	\$315
Workforce Investment Areas			
1 Northwest Georgia	1,163	19,597	\$257
2 Georgia Mountains	1,015	16,238	\$267
3 City of Atlanta	2,905	65,567	\$461
4 Cobb County	1,335	25,163	\$306
5 DeKalb County	1,289	19,805	\$318
6 Balance of Fulton County	2,905	65,567	\$461
7 Atlanta Regional	3,086	55,894	\$285
8 West Central Georgia	723	11,882	\$243
9 Northeast Georgia	876	15,478	\$264
10 Macon-Bibb	392	6,902	\$265
11 Middle Georgia	535	9,404	\$238
12 Richmond-Burke	434	9,726	\$269
13 East Central Georgia	319	5,228	\$235
14 Lower Chattahoochee	484	10,881	\$282
15 Middle Flint	144	2,082	\$234
16 Heart of Georgia-Altamaha	441	6,045	\$238
17 Southwest Georgia	545	8,336	\$243
18 South Georgia	487	9,445	\$238
19 Southeast Georgia	238	3,456	\$238
20 Coastal Georgia	1,596	30,420	\$304
Counties with largest values			
121 Fulton	2,905	65,635	\$461

Note: *** Confidential - Industry group does not meet criteria for disclosure