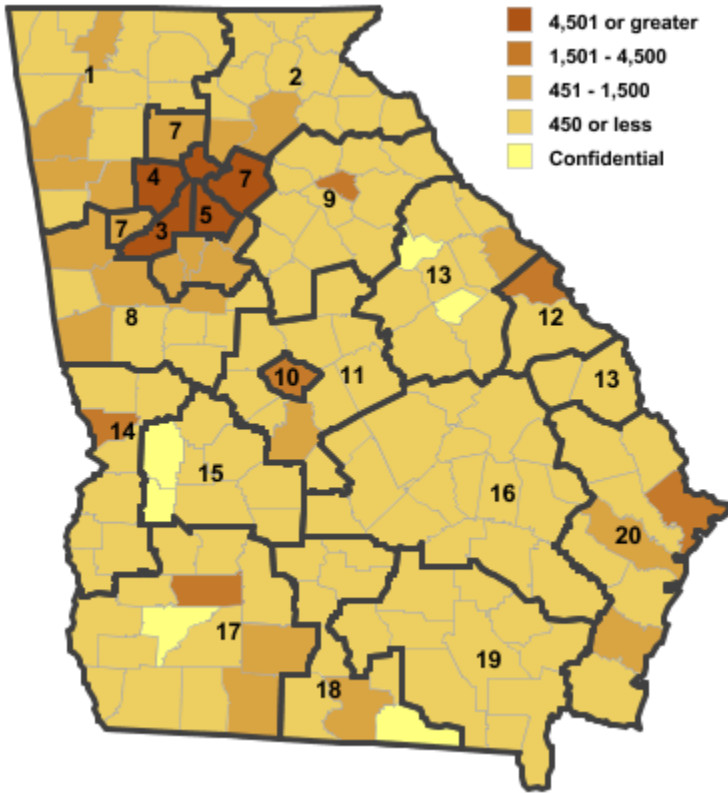


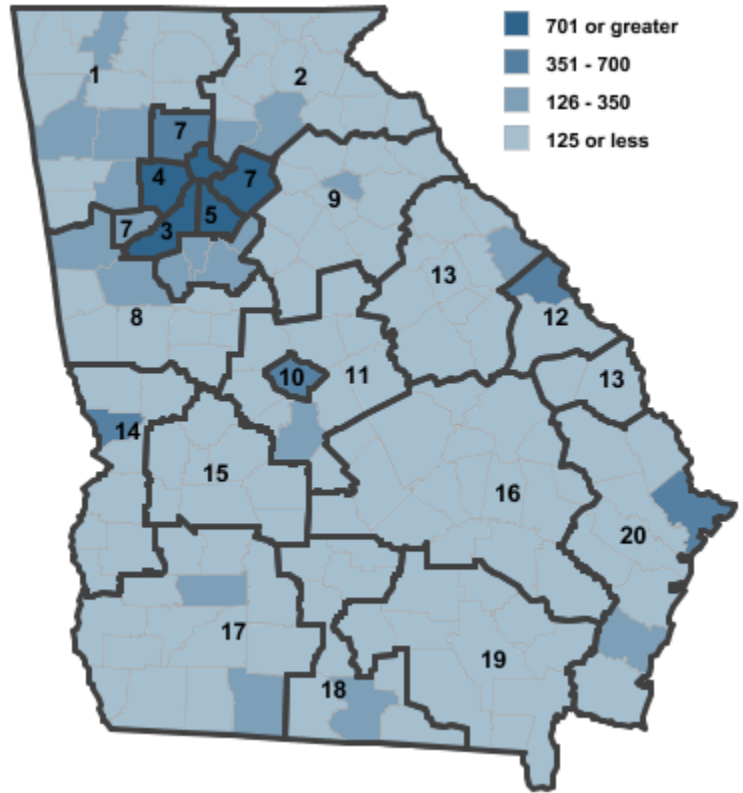
Annual Industry Averages from QCEW 2010

NAICS 81 : Other Services (except Public Administration)

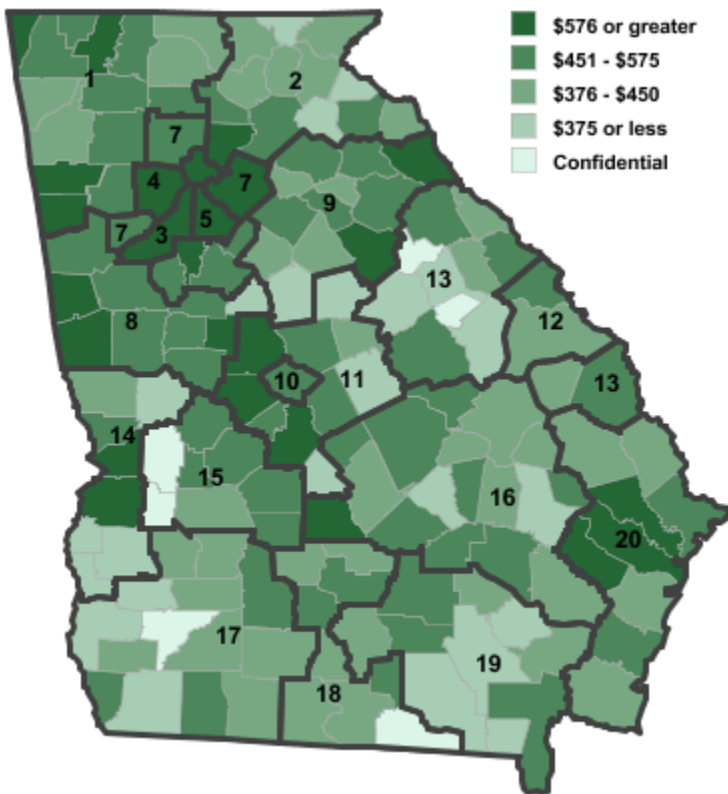
Employment



Establishments



Weekly Wages



Area	Establishments	Employment	Weekly Wages
Georgia	18,684	92,336	\$577
Workforce Investment Areas			
1 Northwest Georgia	996	4,626	\$522
2 Georgia Mountains	912	4,042	\$495
3 City of Atlanta	3,429	19,948	\$663
4 Cobb County	1,472	7,751	\$593
5 DeKalb County	1,510	7,297	\$639
6 Balance of Fulton County	3,429	19,948	\$663
7 Atlanta Regional	2,978	14,007	\$594
8 West Central Georgia	687	3,025	\$513
9 Northeast Georgia	867	3,675	\$458
10 Macon-Bibb	419	1,713	\$556
11 Middle Georgia	415	1,822	\$531
12 Richmond-Burke	391	2,440	\$520
13 East Central Georgia	390	1,441	\$447
14 Lower Chattahoochee	522	2,640	\$570
15 Middle Flint	164	476	\$498
16 Heart of Georgia-Altamaha	393	1,537	\$438
17 Southwest Georgia	750	3,716	\$428
18 South Georgia	411	1,562	\$430
19 Southeast Georgia	240	875	\$404
20 Coastal Georgia	1,250	6,979	\$549
Counties with largest values			
53 Chattahoochee	5	185	\$1,753
121 Fulton	3,429	19,980	\$663

Note: *** Confidential - Industry group does not meet criteria for disclosure