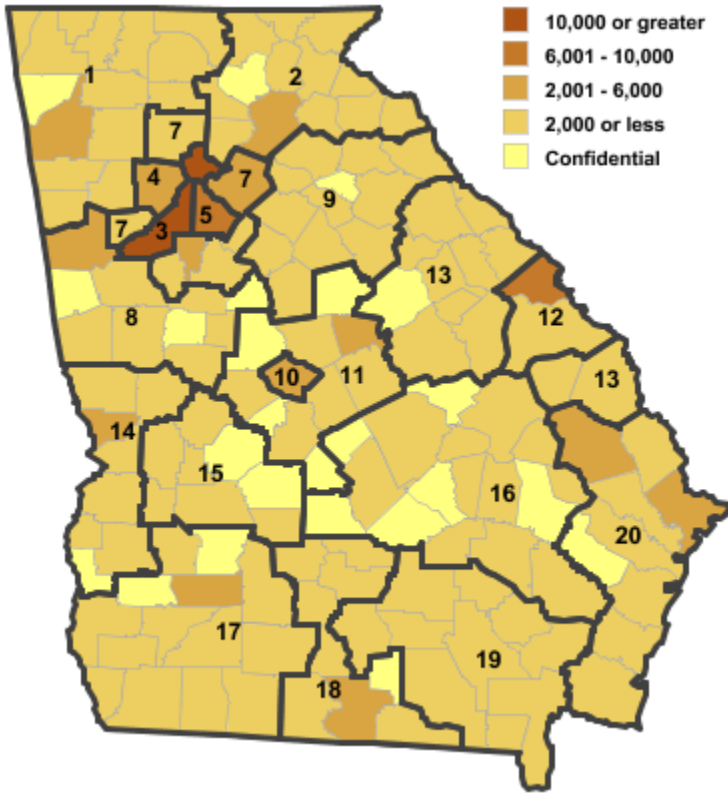
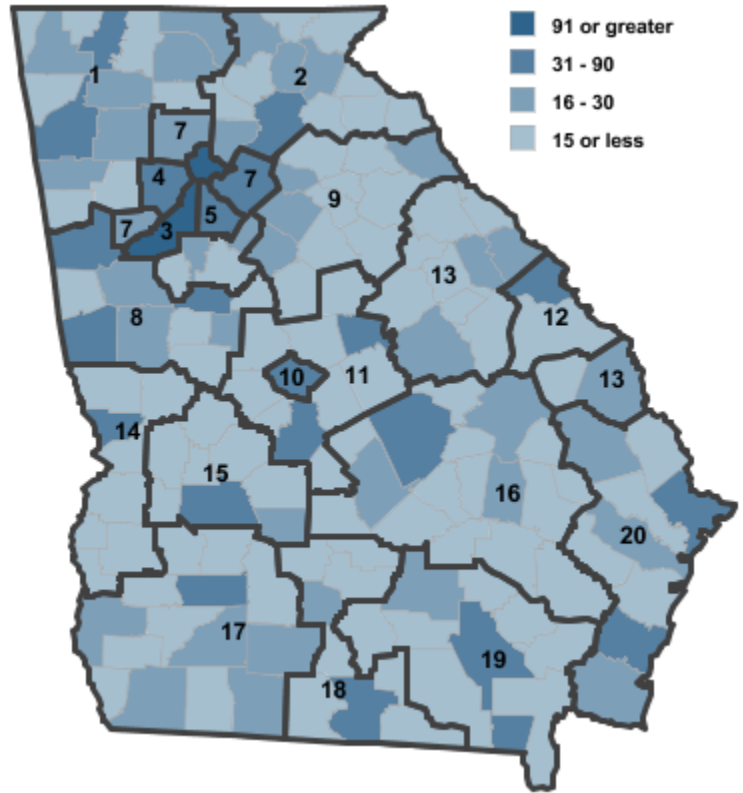


Annual Industry Averages from QCEW 2010 Government - State

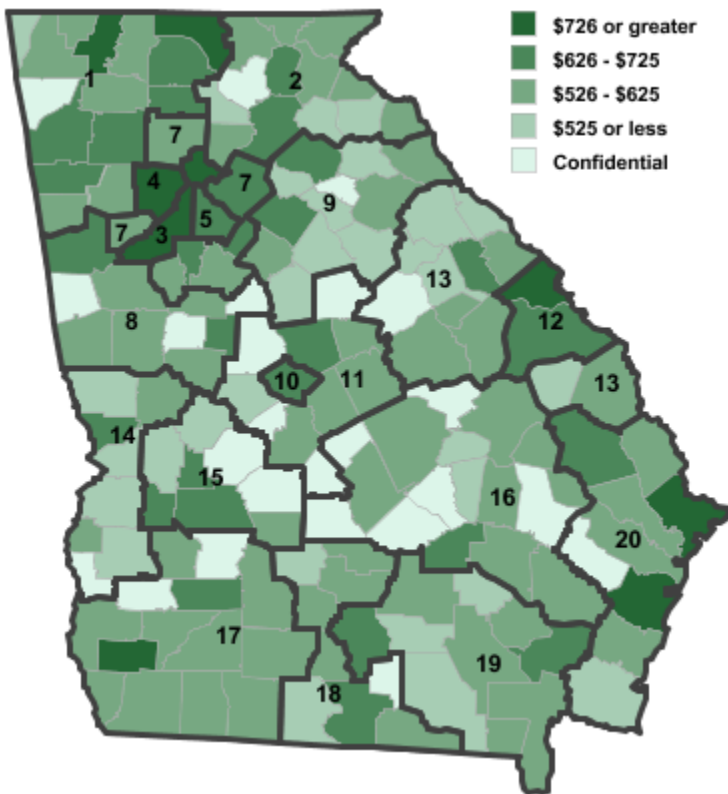
Employment



Establishments



Weekly Wages



Area	Establishments	Employment	Weekly Wages
Georgia	2,929	146,353	\$757
Workforce Investment Areas			
1 Northwest Georgia	290	6,835	\$631
2 Georgia Mountains	202	5,219	\$640
3 City of Atlanta	177	29,734	\$1,008
4 Cobb County	36	4,896	\$828
5 DeKalb County	88	8,294	\$685
6 Balance of Fulton County	177	29,734	\$1,008
7 Atlanta Regional	168	7,014	\$689
8 West Central Georgia	206	8,043	\$641
9 Northeast Georgia	203	15,526	\$782
10 Macon-Bibb	46	2,745	\$641
11 Middle Georgia	178	7,854	\$603
12 Richmond-Burke	62	9,927	\$890
13 East Central Georgia	142	2,452	\$556
14 Lower Chattahoochee	98	3,441	\$637
15 Middle Flint	116	2,164	\$625
16 Heart of Georgia-Altamaha	233	7,184	\$564
17 Southwest Georgia	215	6,592	\$604
18 South Georgia	133	5,088	\$662
19 Southeast Georgia	126	2,640	\$599
20 Coastal Georgia	205	10,701	\$755
Counties with largest values			
121 Fulton	177	29,734	\$1,008

Note: *** Confidential - Industry group does not meet criteria for disclosure