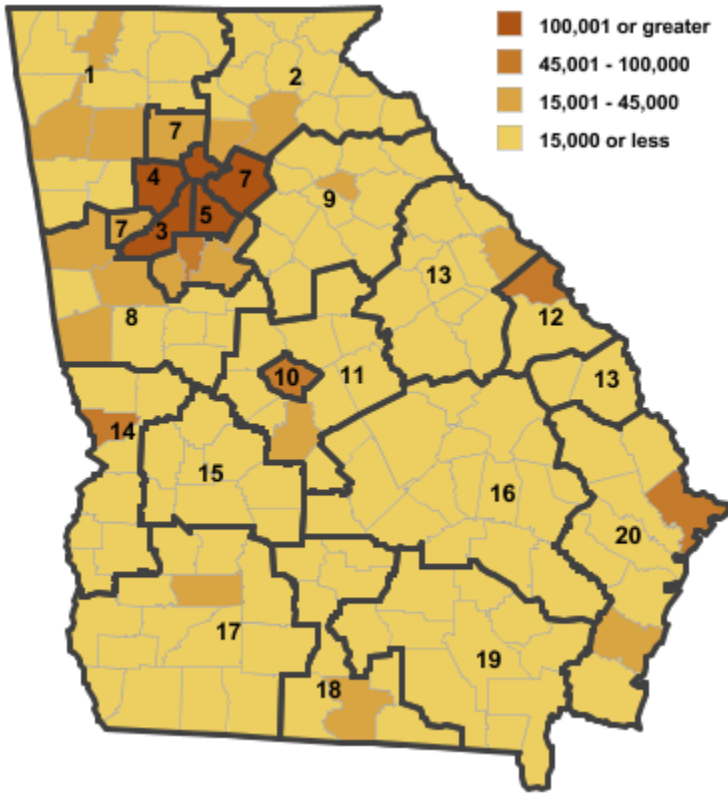
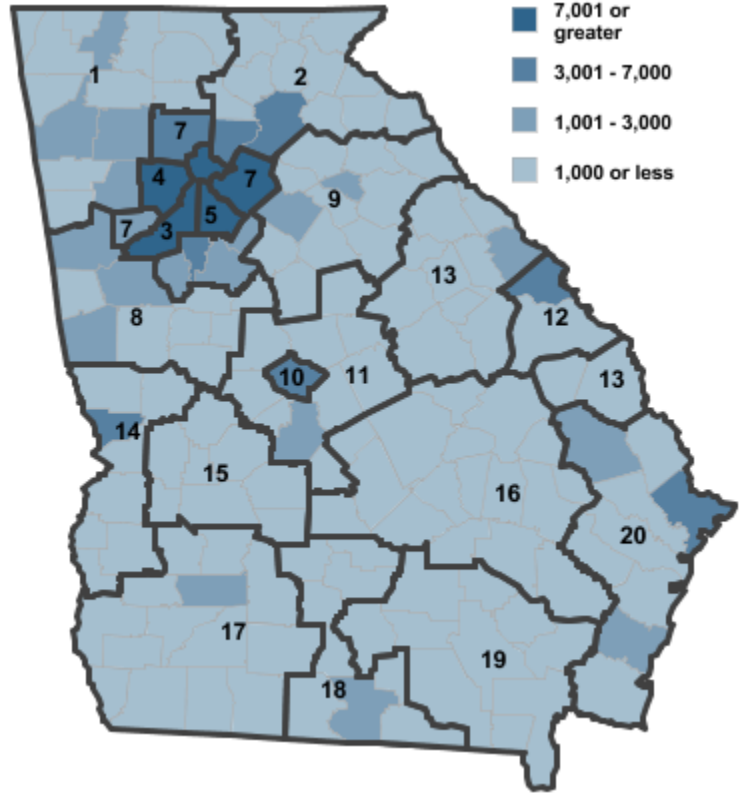


Annual Industry Averages from QCEW 2010 NAICS Super Sector - Service-Providing Domain

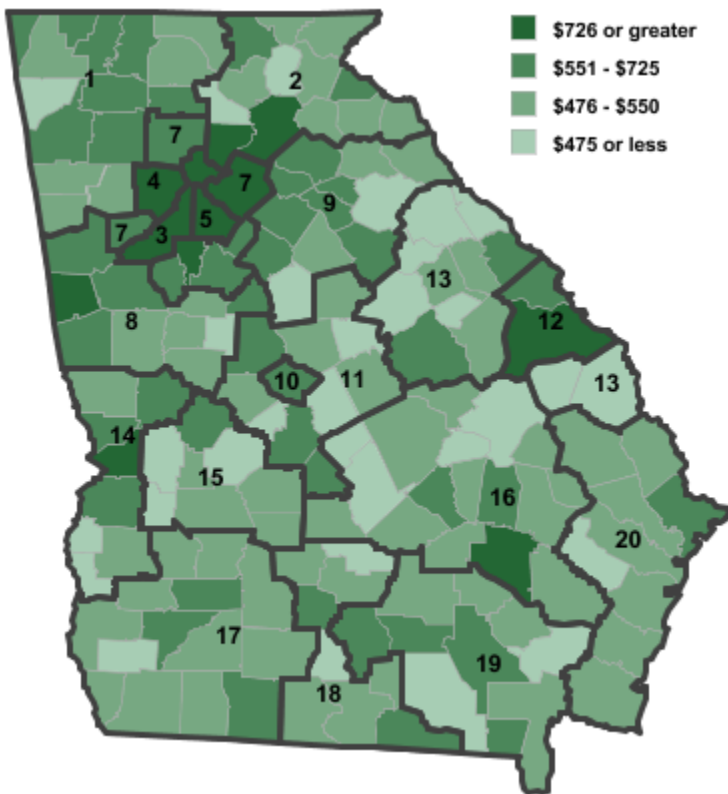
Employment



Establishments



Weekly Wages



Area

Establish-
ments

Employ-
ment

Weekly
Wages

Georgia 208,649 2,550,827 \$838

Workforce Investment Areas

1	Northwest Georgia	10,994	128,800	\$597
2	Georgia Mountains	11,404	116,014	\$673
3	City of Atlanta	34,715	566,794	\$1,203
4	Cobb County	16,999	213,119	\$907
5	DeKalb County	14,610	201,175	\$904
6	Balance of Fulton County	34,715	566,794	\$1,203
7	Atlanta Regional	35,141	433,075	\$756
8	West Central Georgia	6,671	80,834	\$602
9	Northeast Georgia	8,695	89,600	\$583
10	Macon-Bibb	3,834	60,240	\$675
11	Middle Georgia	4,393	48,369	\$567
12	Richmond-Burke	4,056	64,089	\$673
13	East Central Georgia	3,192	31,776	\$547
14	Lower Chattahoochee	4,449	68,977	\$684
15	Middle Flint	1,474	14,131	\$504
16	Heart of Georgia-Altamaha	4,264	43,412	\$546
17	Southwest Georgia	6,337	70,190	\$578
18	South Georgia	4,253	47,714	\$521
19	Southeast Georgia	2,495	25,500	\$548
20	Coastal Georgia	12,370	152,393	\$609

Counties with largest values

121 Fulton 34,717 567,336 \$1,203

Note: *** Confidential - Industry group does not meet criteria for disclosure