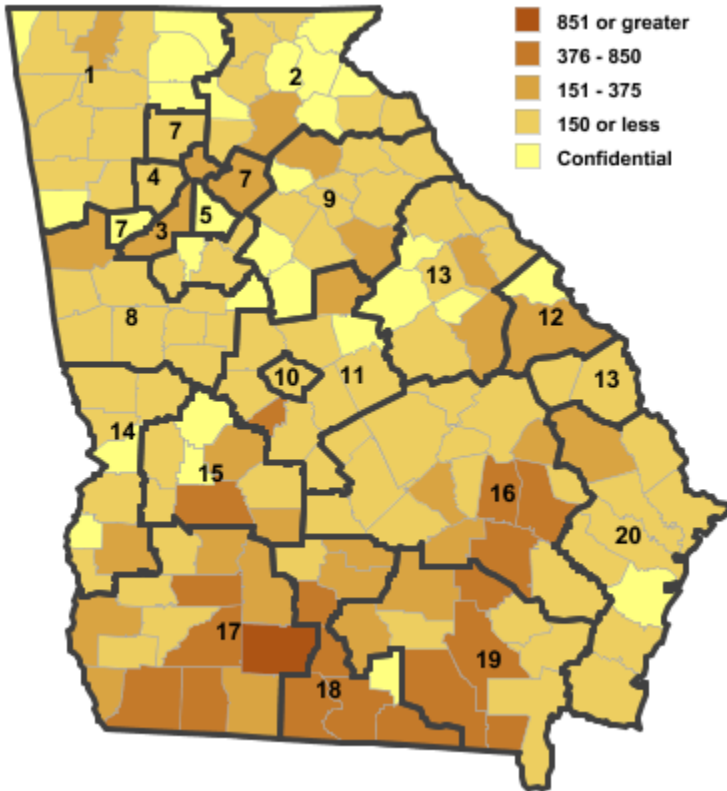


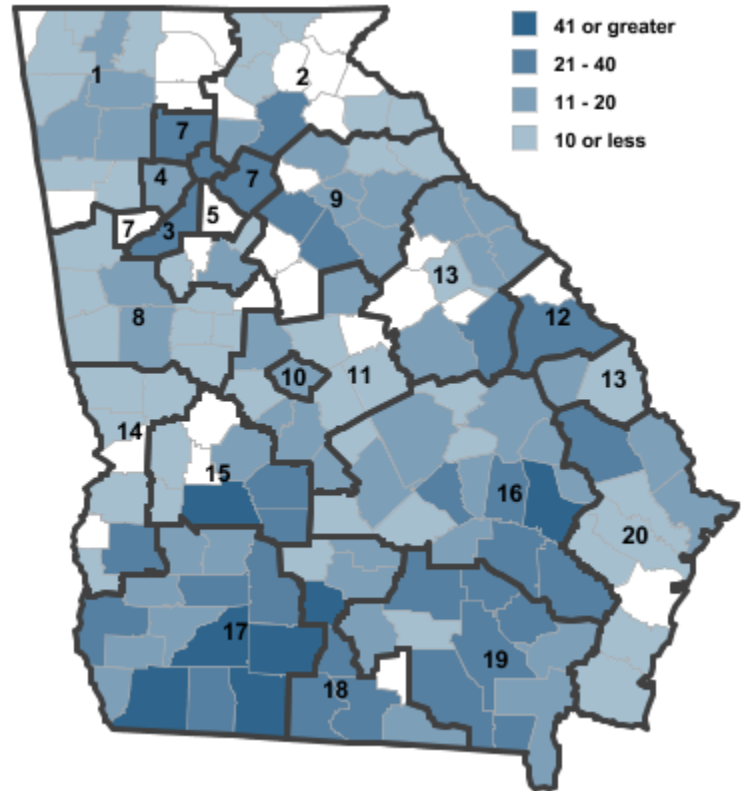
Annual Industry Averages from QCEW 2011

NAICS 11 : Agriculture, Forestry, Fishing and Hunting

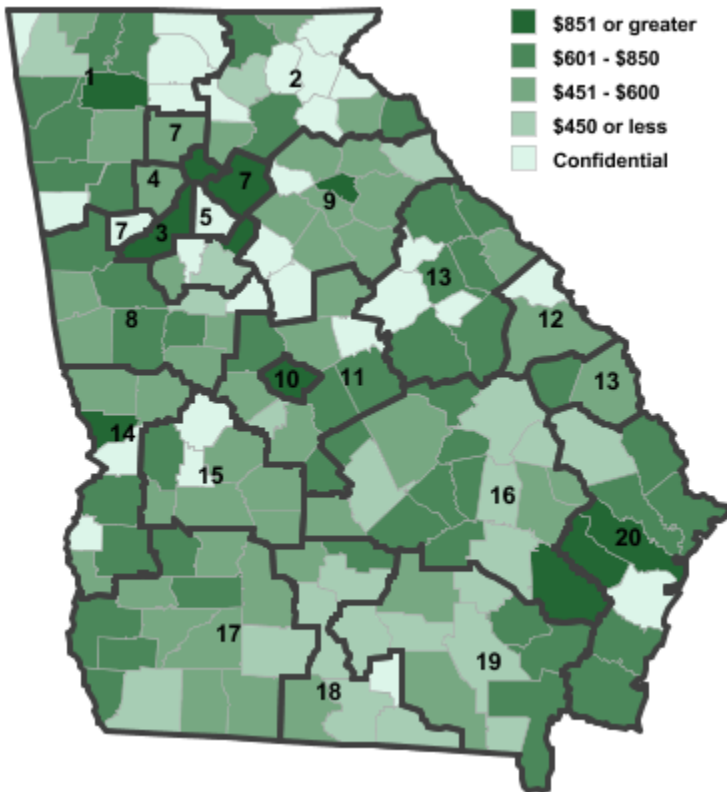
Employment



Establishments



Weekly Wages



Area

Establish- Employ- Weekly
ments ment Wages

Workforce Investment Areas

1	Northwest Georgia	119	972	\$605
2	Georgia Mountains	114	1,361	\$762
3	City of Atlanta	36	159	\$1,493
4	Cobb County	12	34	\$566
5	DeKalb County	2	***	***
6	Balance of Fulton County	36	159	\$1,493
7	Atlanta Regional	69	433	\$862
8	West Central Georgia	89	474	\$595
9	Northeast Georgia	145	1,398	\$593
10	Macon-Bibb	15	65	\$984
11	Middle Georgia	109	1,226	\$530
12	Richmond-Burke	34	377	\$1,054
13	East Central Georgia	132	1,099	\$626
14	Lower Chattahoochee	64	583	\$635
15	Middle Flint	126	1,181	\$536
16	Heart of Georgia-Altamaha	284	3,046	\$538
17	Southwest Georgia	448	5,399	\$472
18	South Georgia	198	3,133	\$427
19	Southeast Georgia	205	2,403	\$458
20	Coastal Georgia	107	689	\$590

Counties with largest values

63	Clayton	2	3	\$2,285
71	Colquitt	72	1,728	\$358

Note: *** Confidential - Industry group does not meet criteria for disclosure