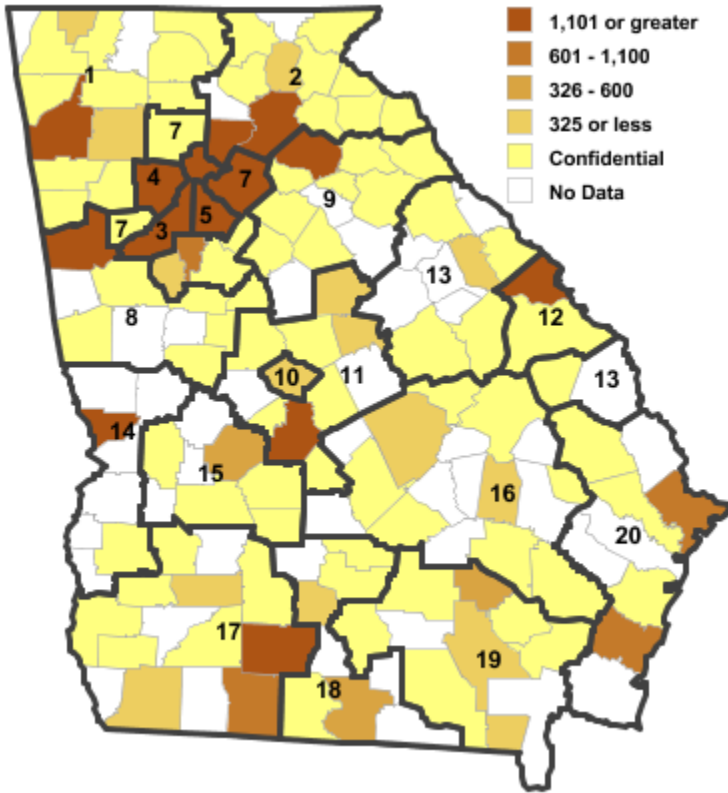


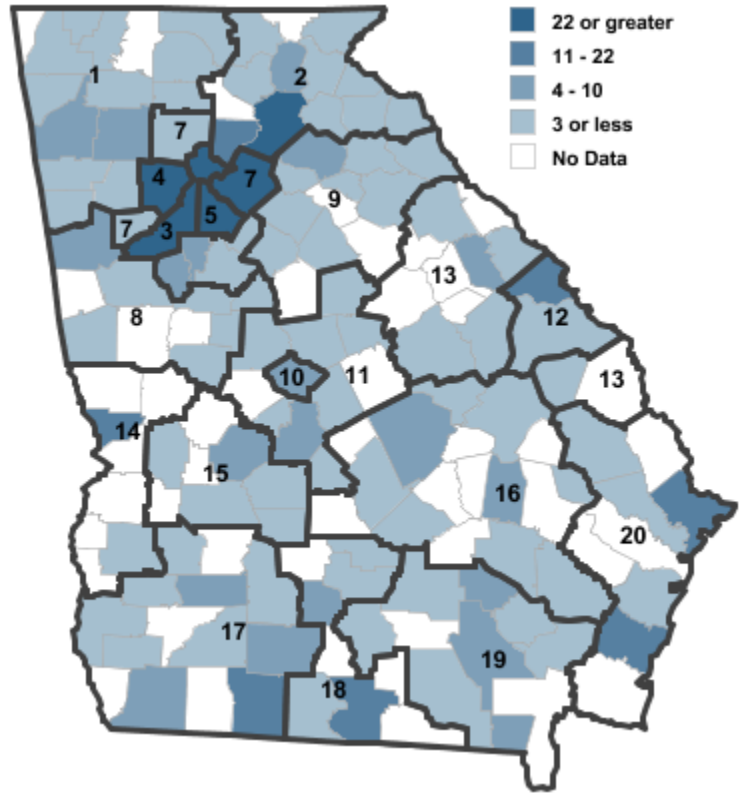
Annual Industry Averages from QCEW 2011

NAICS 311 : Food Manufacturing

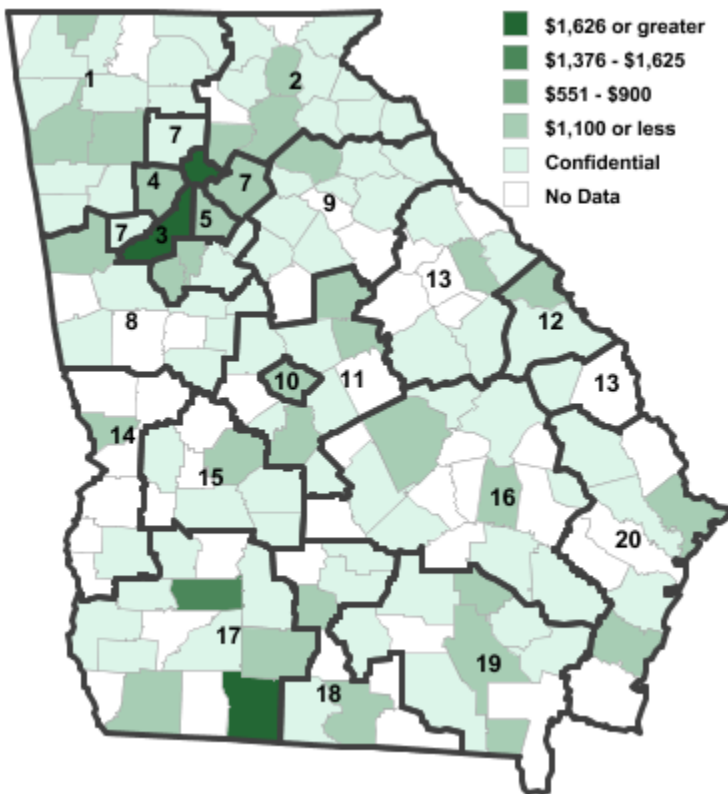
Employment



Establishments



Weekly Wages



Area

Establish- Employ- Weekly
ments ment Wages

Workforce Investment Areas

1	Northwest Georgia	39	3,378	\$727
2	Georgia Mountains	71	12,733	\$593
3	City of Atlanta	95	8,202	\$2,902
4	Cobb County	40	1,830	\$563
5	DeKalb County	44	2,706	\$900
6	Balance of Fulton County	95	8,202	\$2,902
7	Atlanta Regional	82	4,723	\$730
8	West Central Georgia	15	2,878	\$661
9	Northeast Georgia	28	5,562	\$642
10	Macon-Bibb	9	175	\$444
11	Middle Georgia	18	3,468	\$713
12	Richmond-Burke	13	1,141	\$778
13	East Central Georgia	11	72	\$402
14	Lower Chattahoochee	12	1,571	\$844
15	Middle Flint	13	***	***
16	Heart of Georgia-Altamaha	22	2,323	\$542
17	Southwest Georgia	42	5,935	\$696
18	South Georgia	25	801	\$741
19	Southeast Georgia	18	1,217	\$505
20	Coastal Georgia	38	1,756	\$831

Counties with largest values

121	Fulton	95	8,202	\$2,902
139	Hall	34	8,657	\$626
195	Madison	2	3	\$7,431

Note: *** Confidential - Industry group does not meet criteria for disclosure