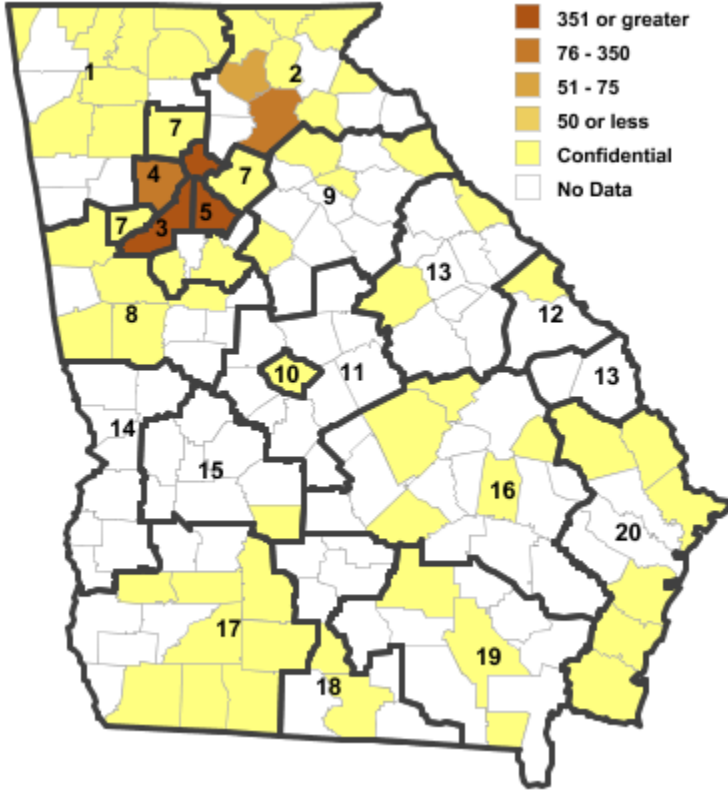


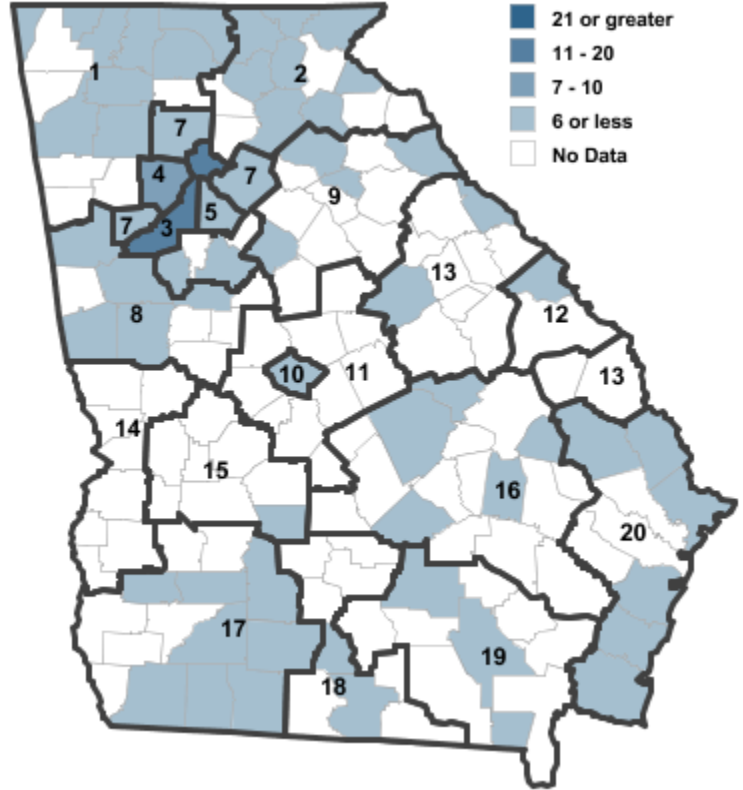
Annual Industry Averages from QCEW 2011

NAICS 312 : Beverage and Tobacco Product Manufacturing

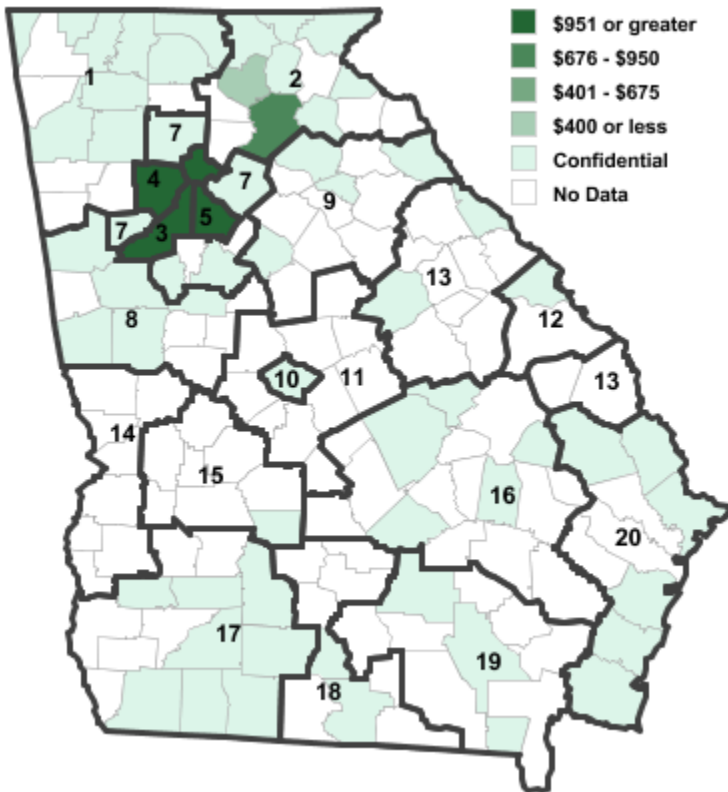
Employment



Establishments



Weekly Wages



Area

Establish- Employ- Weekly
ments ment Wages

Workforce Investment Areas

1	Northwest Georgia	14	589	\$1,417
2	Georgia Mountains	15	269	\$744
3	City of Atlanta	11	746	\$1,718
4	Cobb County	9	140	\$955
5	DeKalb County	6	381	\$1,052
6	Balance of Fulton County	11	746	\$1,718
7	Atlanta Regional	11	***	***
8	West Central Georgia	6	114	\$862
9	Northeast Georgia	3	***	***
10	Macon-Bibb	1	***	***
12	Richmond-Burke	2	***	***
13	East Central Georgia	2	***	***
15	Middle Flint	1	***	***
16	Heart of Georgia-Altamaha	5	55	\$634
17	Southwest Georgia	10	***	***
18	South Georgia	2	***	***
19	Southeast Georgia	2	***	***
20	Coastal Georgia	9	94	\$701

Counties with largest values

95	Dougherty	2	680	\$1,722
121	Fulton	11	746	\$1,718

Note: *** Confidential - Industry group does not meet criteria for disclosure