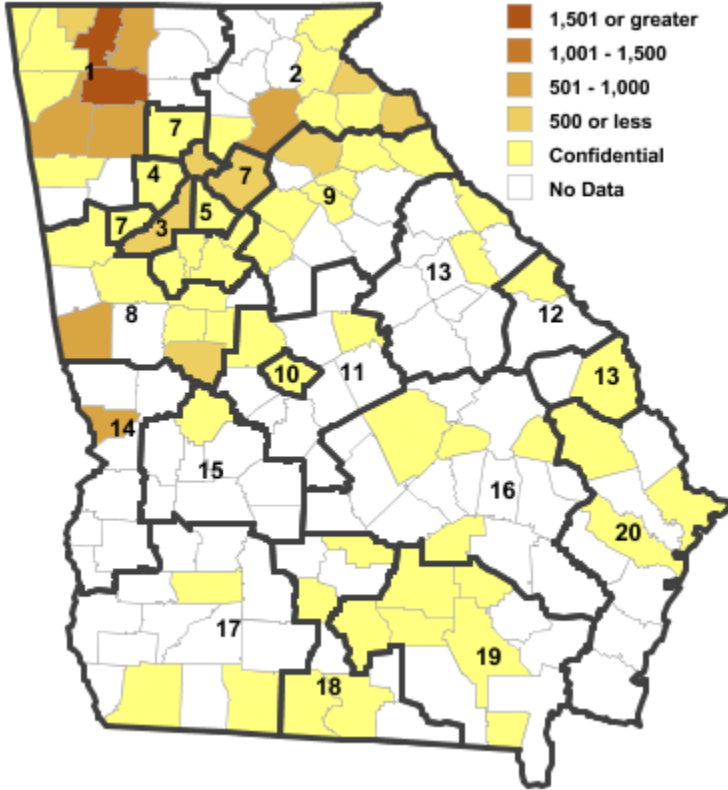


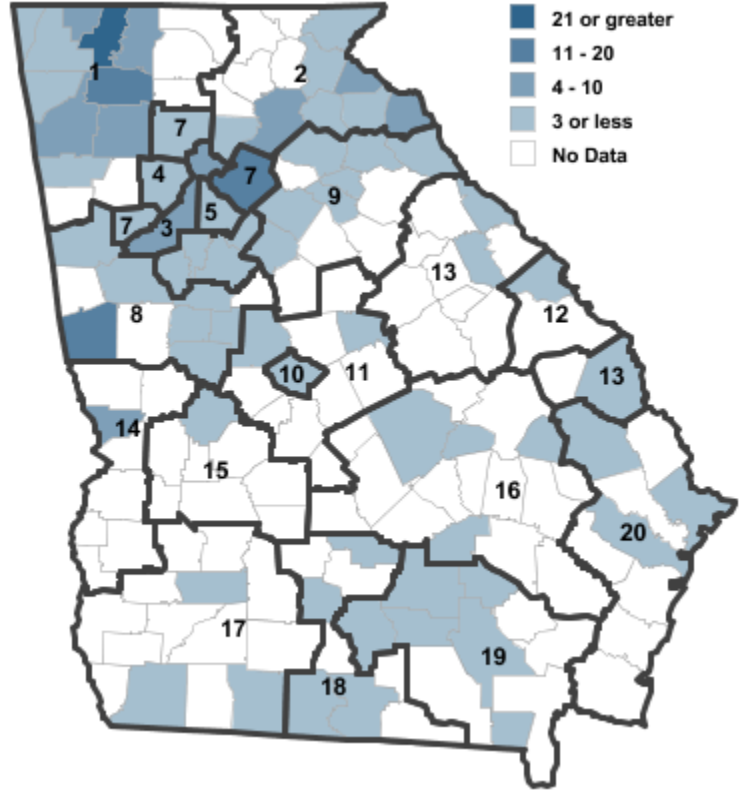
# Annual Industry Averages from QCEW 2011

## NAICS 313 : Textile Mills

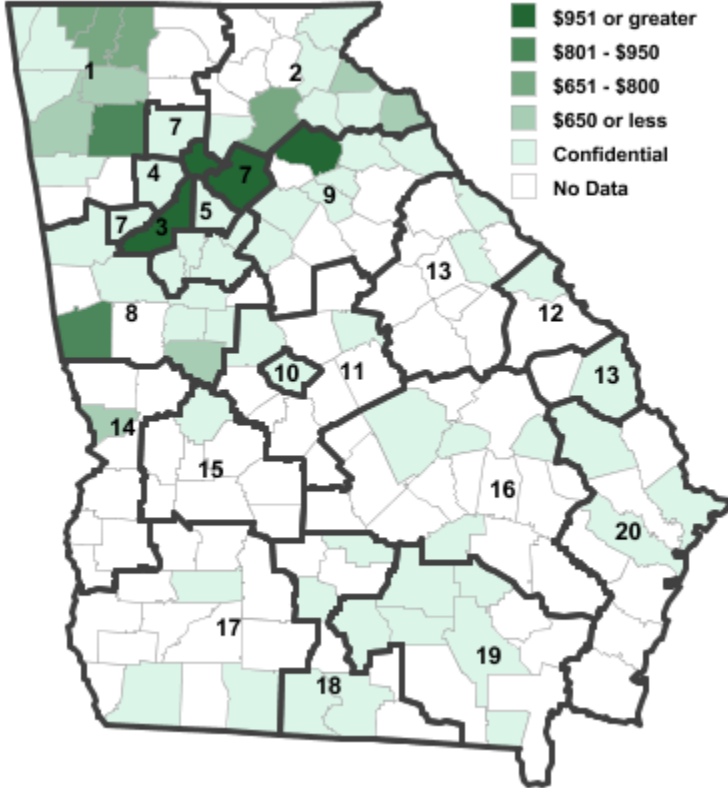
Employment



Establishments



Weekly Wages



Area

Establish- Employ- Weekly  
ments ment Wages

**Workforce Investment Areas**

1	Northwest Georgia	90	9,137	\$663
2	Georgia Mountains	25	2,379	\$573
3	City of Atlanta	10	487	\$1,889
4	Cobb County	9	***	***
5	DeKalb County	2	***	***
6	Balance of Fulton County	10	487	\$1,889
7	Atlanta Regional	17	204	\$733
8	West Central Georgia	26	1,677	\$781
9	Northeast Georgia	12	744	\$936
10	Macon-Bibb	2	***	***
11	Middle Georgia	4	***	***
12	Richmond-Burke	1	***	***
13	East Central Georgia	6	1,122	\$655
14	Lower Chattahoochee	5	530	\$616
15	Middle Flint	1	***	***
16	Heart of Georgia-Altamaha	4	326	\$531
17	Southwest Georgia	4	***	***
18	South Georgia	5	***	***
19	Southeast Georgia	9	807	\$635
20	Coastal Georgia	5	63	\$625

**Counties with largest values**

67	Cobb	9	179	\$1,989
129	Gordon	18	1,915	\$640
313	Whitfield	35	1,785	\$690

Note: \*\*\* Confidential - Industry group does not meet criteria for disclosure