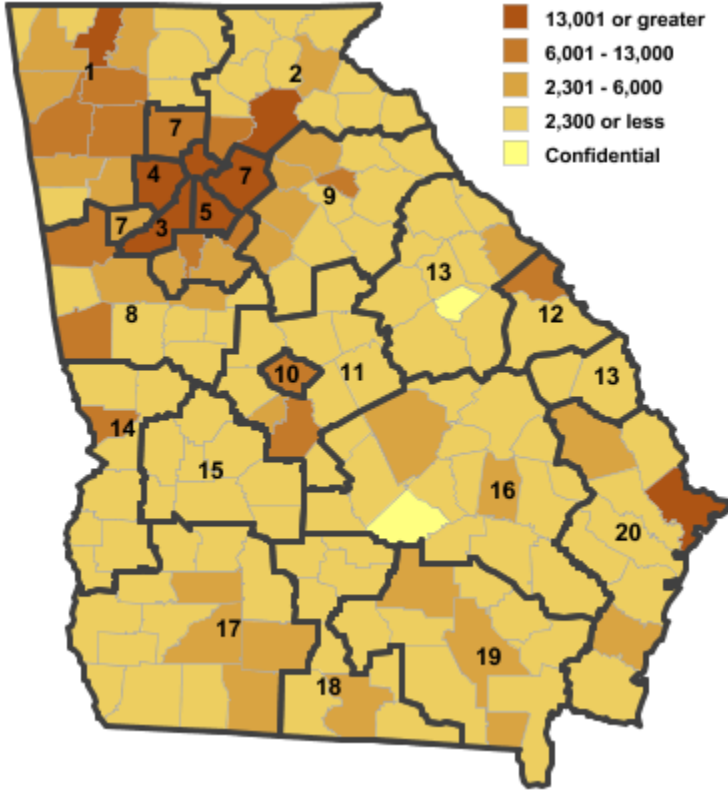


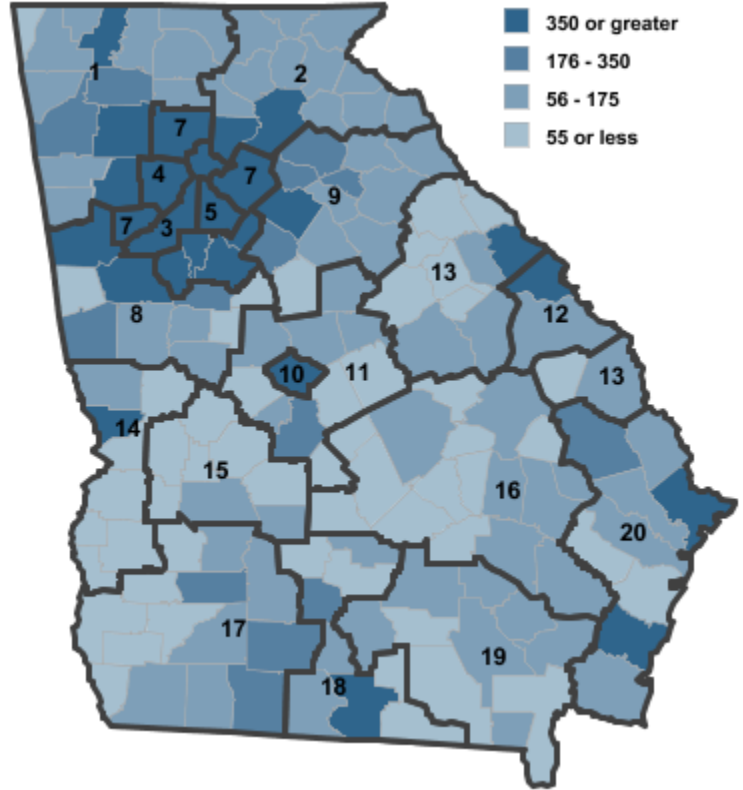
# Annual Industry Averages from QCEW 2011

## NAICS 31-33 : Manufacturing

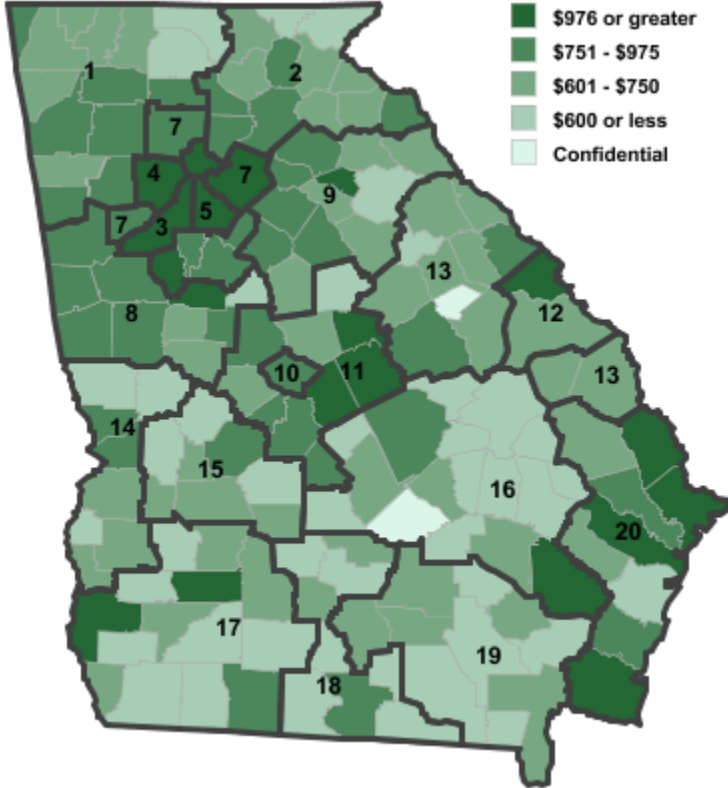
Employment



Establishments



Weekly Wages



Area

Establish- Employ- Weekly  
ments ment Wages

**Workforce Investment Areas**

1	Northwest Georgia	2,799	68,103	\$764
2	Georgia Mountains	2,824	45,571	\$793
3	City of Atlanta	2,502	40,564	<b>\$1,593</b>
4	Cobb County	2,313	36,820	\$1,233
5	DeKalb County	1,399	22,070	\$1,013
6	Balance of Fulton County	2,502	40,564	\$1,593
7	Atlanta Regional	<b>6,200</b>	<b>71,833</b>	\$1,056
8	West Central Georgia	1,546	33,486	\$853
9	Northeast Georgia	2,266	32,479	\$858
10	Macon-Bibb	448	7,575	\$925
11	Middle Georgia	973	15,195	\$841
12	Richmond-Burke	592	12,597	\$970
13	East Central Georgia	901	12,205	\$748
14	Lower Chattahoochee	711	12,085	\$828
15	Middle Flint	361	6,826	\$670
16	Heart of Georgia-Altamaha	1,054	18,729	\$647
17	Southwest Georgia	1,503	24,394	\$717
18	South Georgia	918	13,320	\$663
19	Southeast Georgia	707	11,540	\$598
20	Coastal Georgia	1,975	30,420	\$1,108

**Counties with largest values**

121	Fulton	2,502	<b>40,566</b>	<b>\$1,593</b>
135	Gwinnett	<b>3,129</b>	38,737	\$1,192

Note: \*\*\* Confidential - Industry group does not meet criteria for disclosure