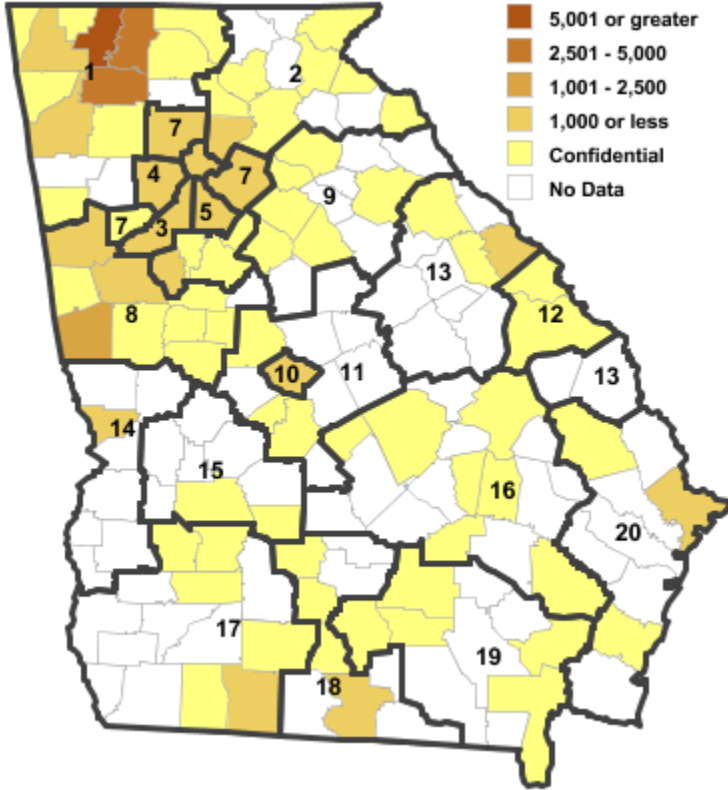


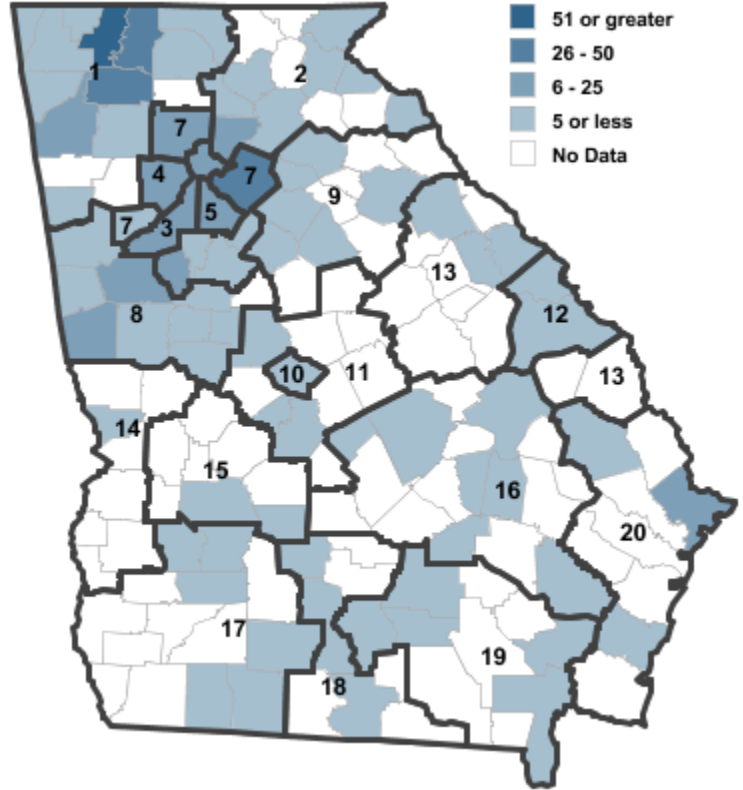
Annual Industry Averages from QCEW 2011

NAICS 314 : Textile Product Mills

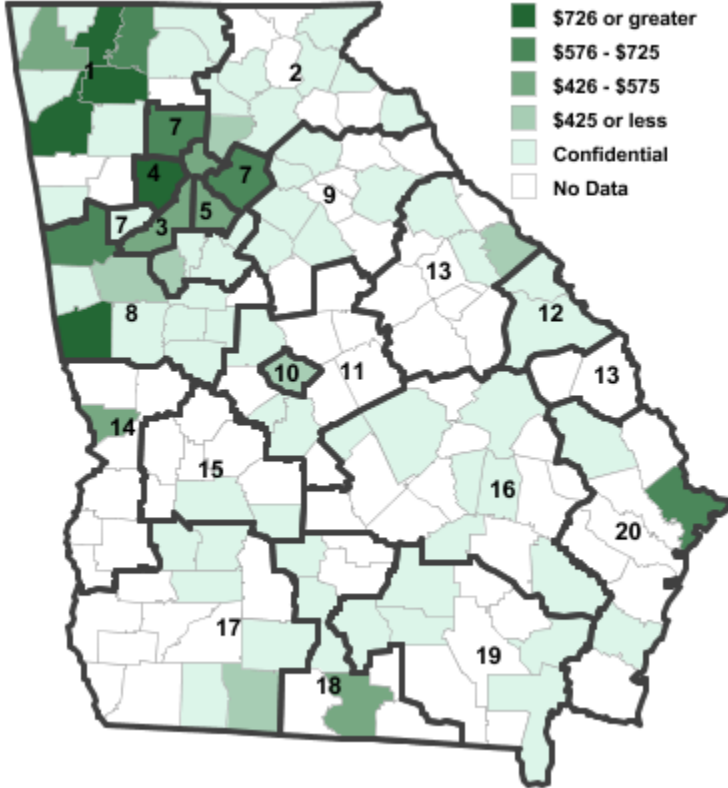
Employment



Establishments



Weekly Wages



Area

**Establish- Employ- Weekly
ments ment Wages**

Workforce Investment Areas

1	Northwest Georgia	228	22,418	\$735
2	Georgia Mountains	22	101	\$413
3	City of Atlanta	25	297	\$542
4	Cobb County	17	203	\$2,108
5	DeKalb County	15	105	\$564
6	Balance of Fulton County	25	297	\$542
7	Atlanta Regional	66	847	\$602
8	West Central Georgia	26	2,436	\$952
9	Northeast Georgia	8	43	\$566
10	Macon-Bibb	4	36	\$421
11	Middle Georgia	4	79	\$580
12	Richmond-Burke	4	388	\$442
13	East Central Georgia	6	121	\$488
14	Lower Chattahoochee	5	21	\$502
15	Middle Flint	3	4	\$252
16	Heart of Georgia-Altamaha	8	697	\$391
17	Southwest Georgia	17	123	\$399
18	South Georgia	7	66	\$483
19	Southeast Georgia	7	30	\$438
20	Coastal Georgia	10	58	\$599

Counties with largest values

67	Cobb	17	203	\$2,108
313	Whitfield	113	12,180	\$752

Note: *** Confidential - Industry group does not meet criteria for disclosure