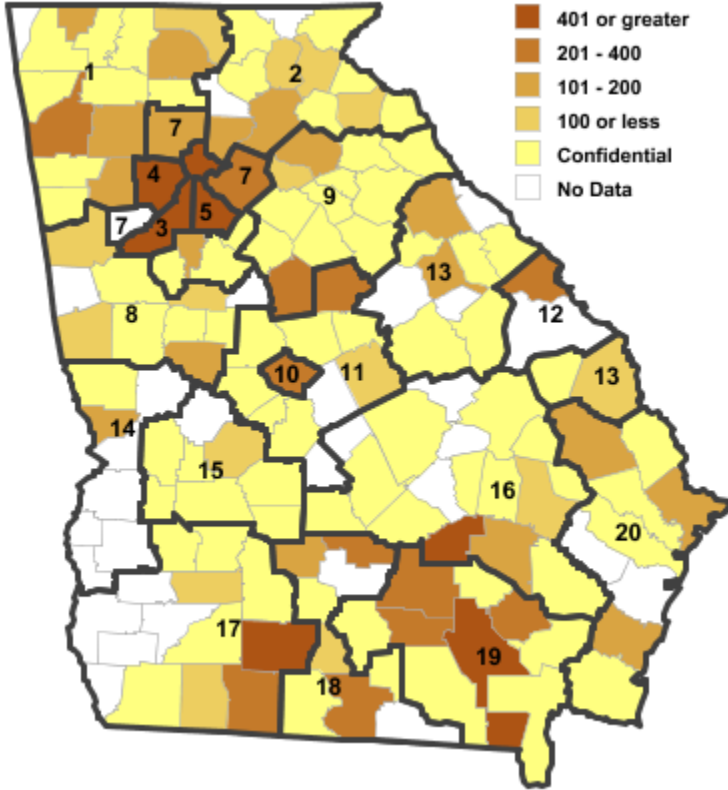
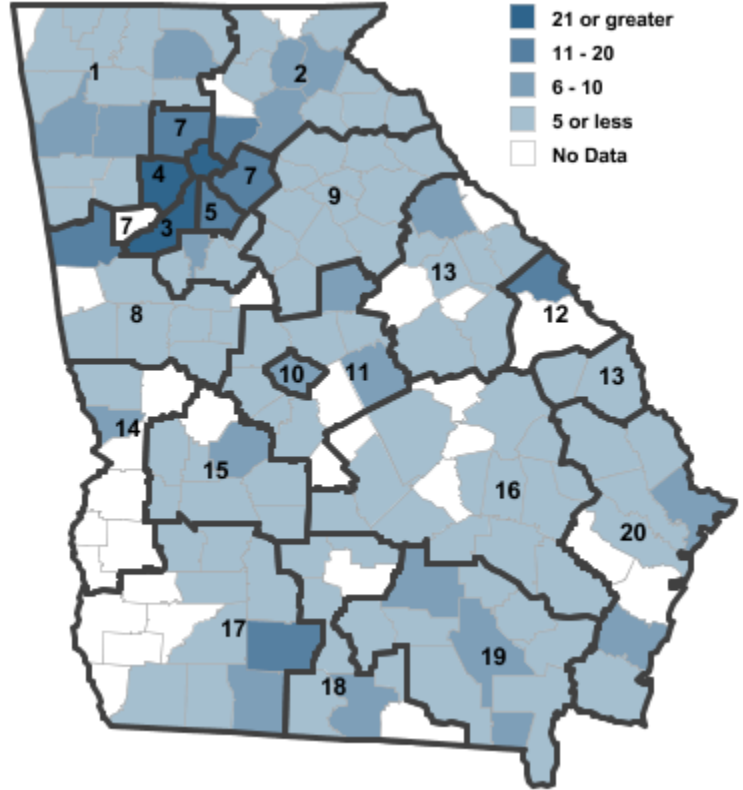


# Annual Industry Averages from QCEW 2011 NAICS 321 : Wood Product Manufacturing

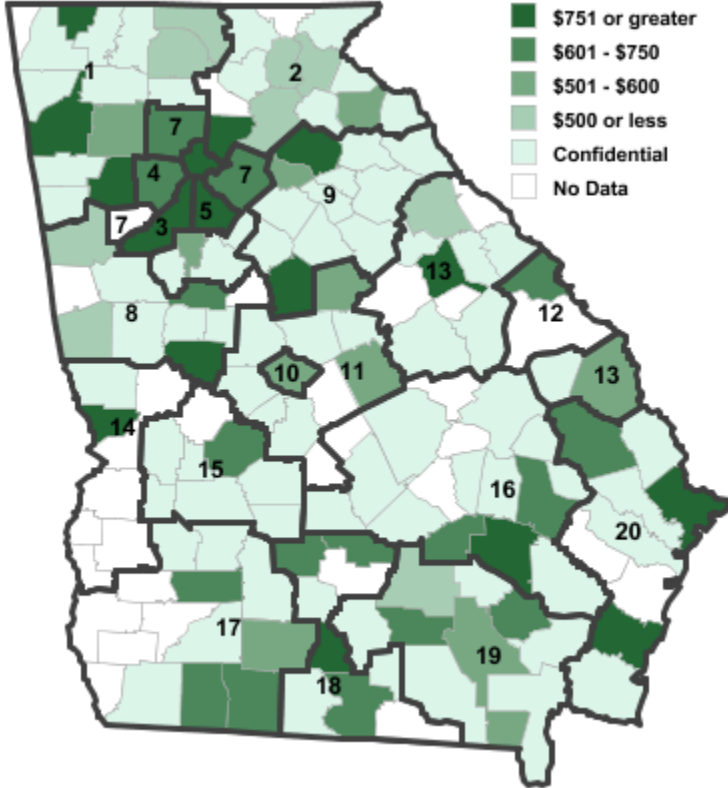
Employment



Establishments



Weekly Wages



Area

Establish- Employ- Weekly  
ments ment Wages

**Workforce Investment Areas**

1	Northwest Georgia	53	1,003	\$715
2	Georgia Mountains	58	662	\$548
3	City of Atlanta	30	711	\$940
4	Cobb County	21	429	\$725
5	DeKalb County	13	404	\$925
6	Balance of Fulton County	30	711	\$940
7	Atlanta Regional	44	606	\$657
8	West Central Georgia	30	749	\$708
9	Northeast Georgia	41	1,276	\$868
10	Macon-Bibb	10	266	\$538
11	Middle Georgia	26	684	\$879
12	Richmond-Burke	14	248	\$653
13	East Central Georgia	30	1,004	\$682
14	Lower Chattahoochee	8	135	\$722
15	Middle Flint	18	693	\$622
16	Heart of Georgia-Altamaha	31	1,231	\$673
17	Southwest Georgia	43	1,361	\$591
18	South Georgia	21	1,058	\$659
19	Southeast Georgia	37	1,501	\$578
20	Coastal Georgia	29	681	\$824

**Counties with largest values**

93	Dooley	2	22	\$2,179
121	Fulton	30	711	\$940

Note: \*\*\* Confidential - Industry group does not meet criteria for disclosure