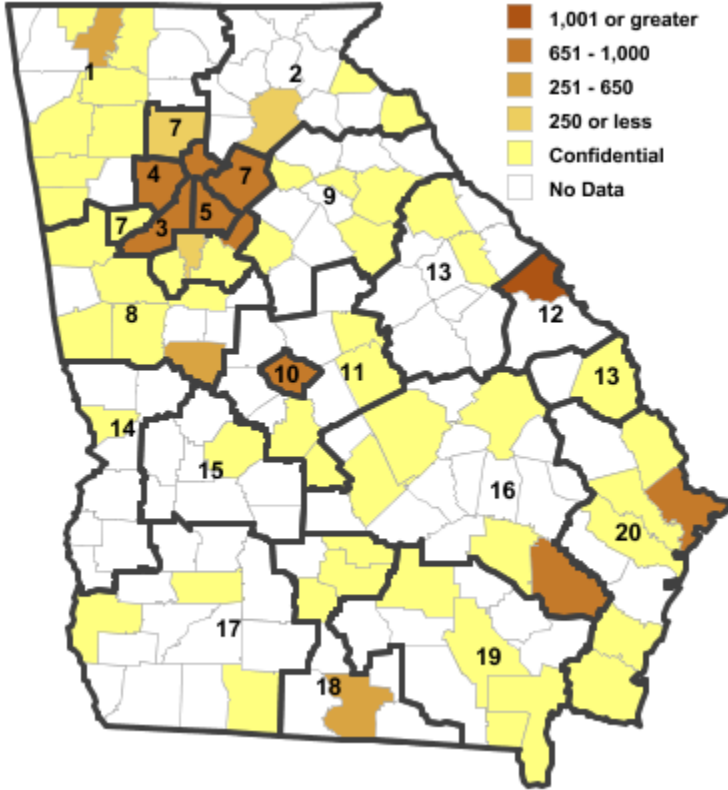


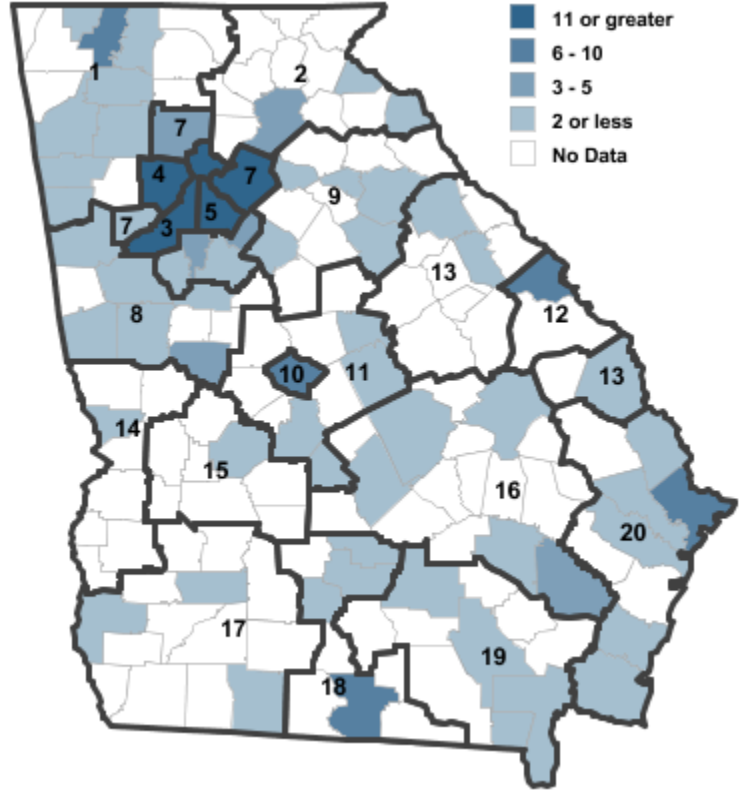
Annual Industry Averages from QCEW 2011

NAICS 322 : Paper Manufacturing

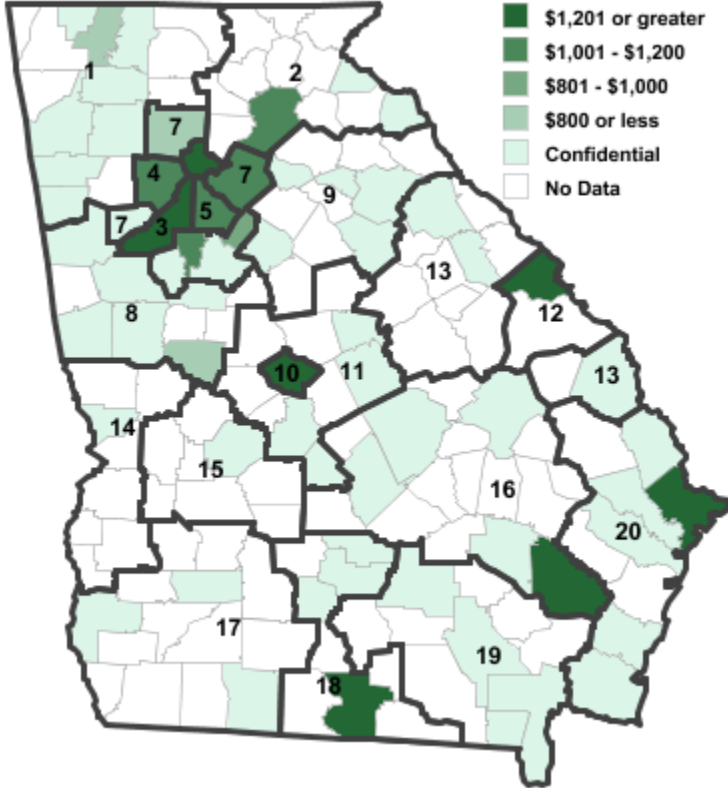
Employment



Establishments



Weekly Wages



Area

Establish- Employ- Weekly
ments ment Wages

Workforce Investment Areas

1	Northwest Georgia	20	1,163	\$1,154
2	Georgia Mountains	7	171	\$1,249
3	City of Atlanta	30	761	\$2,200
4	Cobb County	20	968	\$1,130
5	DeKalb County	12	894	\$1,101
6	Balance of Fulton County	30	761	\$2,200
7	Atlanta Regional	40	2,436	\$1,023
8	West Central Georgia	15	1,395	\$995
9	Northeast Georgia	7	802	\$949
10	Macon-Bibb	7	994	\$1,309
11	Middle Georgia	5	127	\$973
12	Richmond-Burke	9	1,536	\$1,254
13	East Central Georgia	4	160	\$822
14	Lower Chattahoochee	2	***	***
15	Middle Flint	1	***	***
16	Heart of Georgia-Altamaha	8	1,517	\$1,359
17	Southwest Georgia	8	1,544	\$1,404
18	South Georgia	8	660	\$1,178
19	Southeast Georgia	3	***	***
20	Coastal Georgia	18	3,311	\$1,344

Counties with largest values

121	Fulton	30	761	\$2,200
245	Richmond	9	1,536	\$1,254

Note: *** Confidential - Industry group does not meet criteria for disclosure