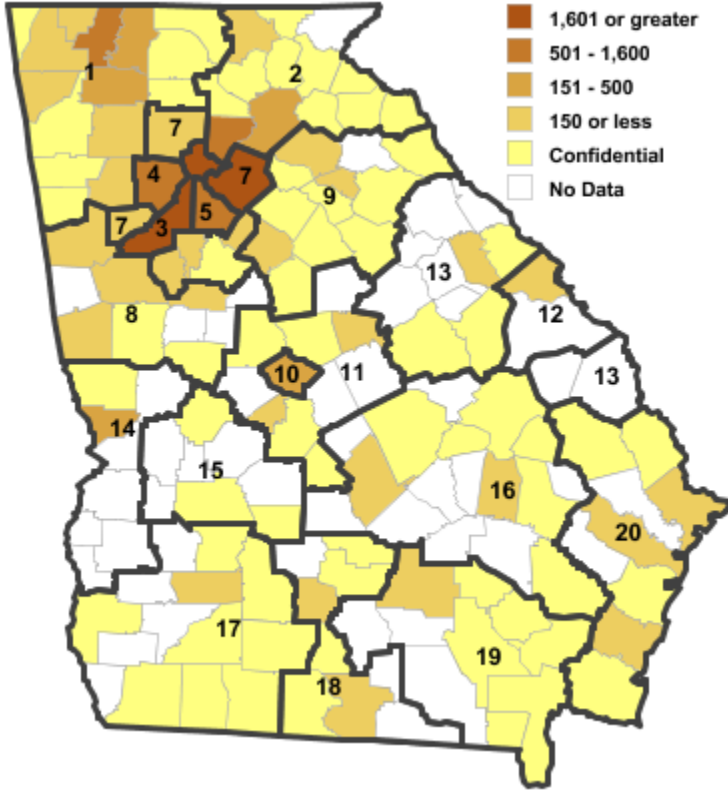


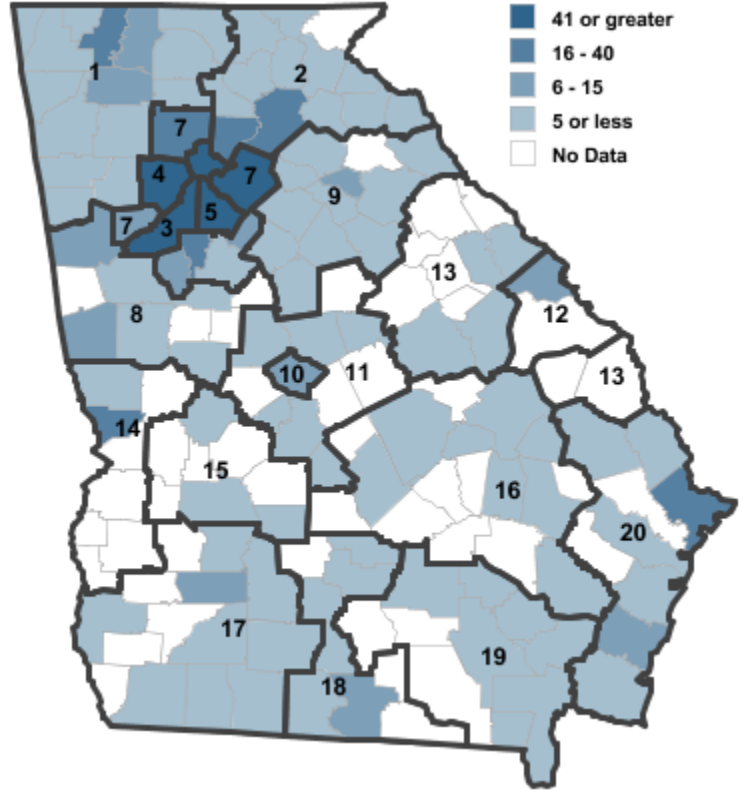
Annual Industry Averages from QCEW 2011

NAICS 323 : Printing and Related Support Activities

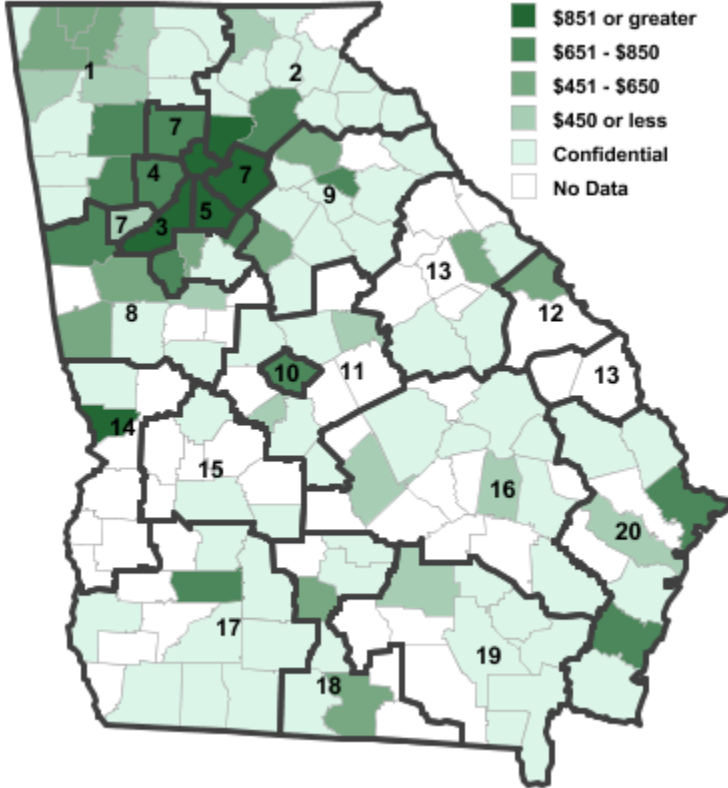
Employment



Establishments



Weekly Wages



Area

Establish- Employ- Weekly
ments ment Wages

Workforce Investment Areas

1	Northwest Georgia	88	1,997	\$535
2	Georgia Mountains	63	1,898	\$1,061
3	City of Atlanta	125	1,983	\$1,045
4	Cobb County	96	990	\$797
5	DeKalb County	89	1,593	\$1,122
6	Balance of Fulton County	125	1,983	\$1,045
7	Atlanta Regional	211	2,746	\$960
8	West Central Georgia	28	641	\$845
9	Northeast Georgia	37	388	\$644
10	Macon-Bibb	14	152	\$687
11	Middle Georgia	19	73	\$186
12	Richmond-Burke	9	107	\$635
13	East Central Georgia	13	***	***
14	Lower Chattahoochee	20	220	\$888
15	Middle Flint	5	21	\$395
16	Heart of Georgia-Altamaha	15	171	\$661
17	Southwest Georgia	22	138	\$711
18	South Georgia	16	135	\$572
19	Southeast Georgia	9	41	\$405
20	Coastal Georgia	38	279	\$724

Counties with largest values

117	Forsyth	23	1,229	\$1,253
135	Gwinnett	134	2,180	\$1,005

Note: *** Confidential - Industry group does not meet criteria for disclosure