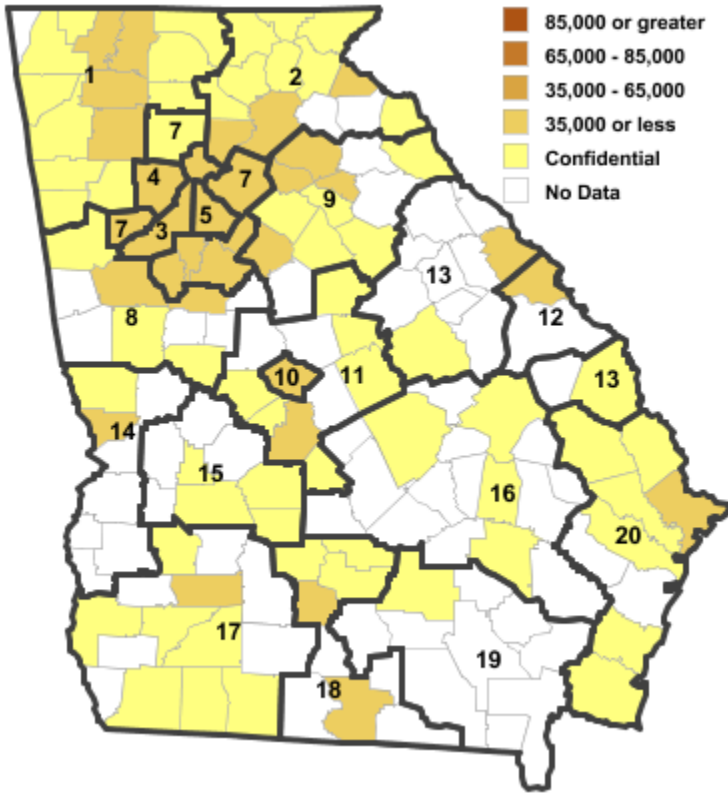


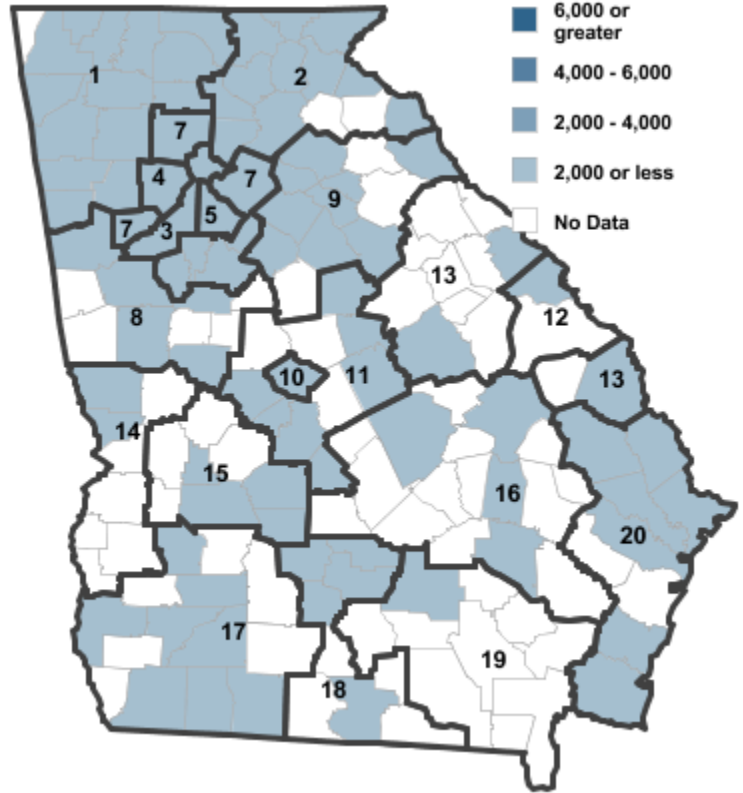
Annual Industry Averages from QCEW 2011

NAICS 325 : Chemical Manufacturing

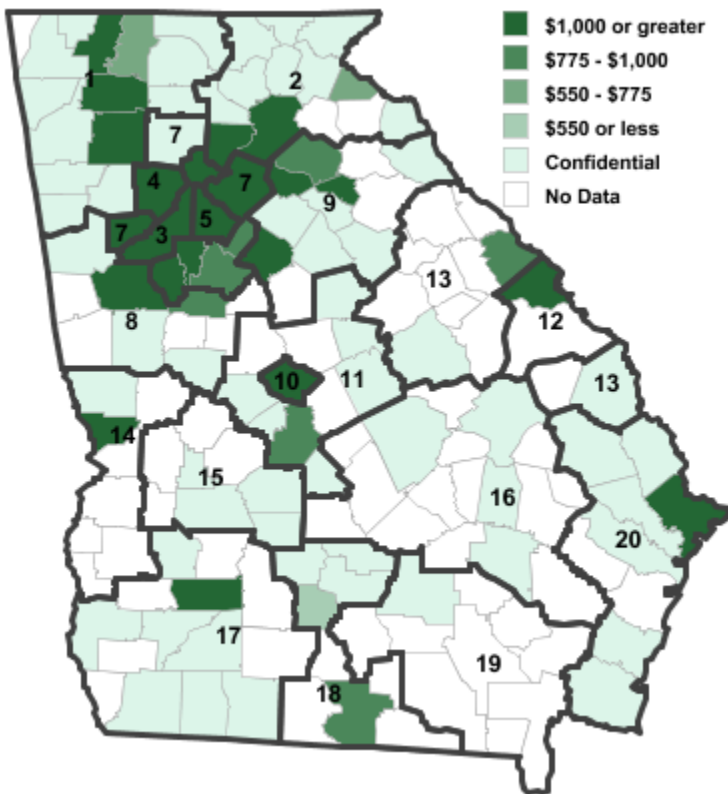
Employment



Establishments



Weekly Wages



Area

Establish- Employ- Weekly
ments ment Wages

Workforce Investment Areas

1	Northwest Georgia	76	2,938	\$987
2	Georgia Mountains	40	952	\$1,175
3	City of Atlanta	75	1,862	\$1,486
4	Cobb County	48	1,258	\$1,474
5	DeKalb County	38	728	\$1,187
6	Balance of Fulton County	75	1,862	\$1,486
7	Atlanta Regional	105	3,174	\$1,366
8	West Central Georgia	16	331	\$984
9	Northeast Georgia	34	2,343	\$1,644
10	Macon-Bibb	10	132	\$1,169
11	Middle Georgia	14	307	\$759
12	Richmond-Burke	22	1,451	\$1,512
13	East Central Georgia	8	50	\$1,034
14	Lower Chattahoochee	9	152	\$1,017
15	Middle Flint	6	335	\$857
16	Heart of Georgia-Altamaha	6	***	***
17	Southwest Georgia	16	266	\$969
18	South Georgia	16	518	\$791
19	Southeast Georgia	3	***	***
20	Coastal Georgia	28	2,009	\$1,235

Counties with largest values

79	Crawford	1	1	\$2,359
121	Fulton	75	1,864	\$1,485

Note: *** Confidential - Industry group does not meet criteria for disclosure