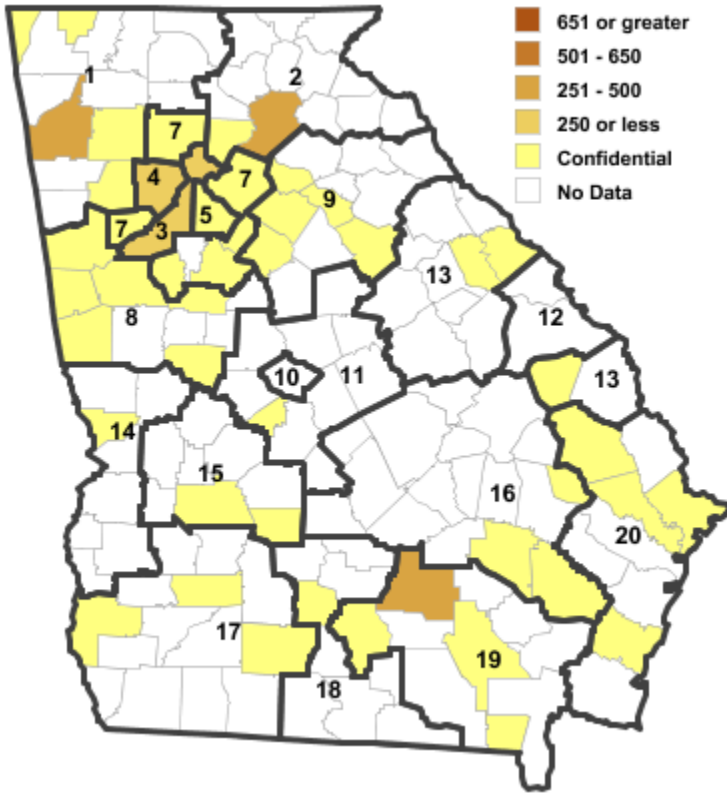
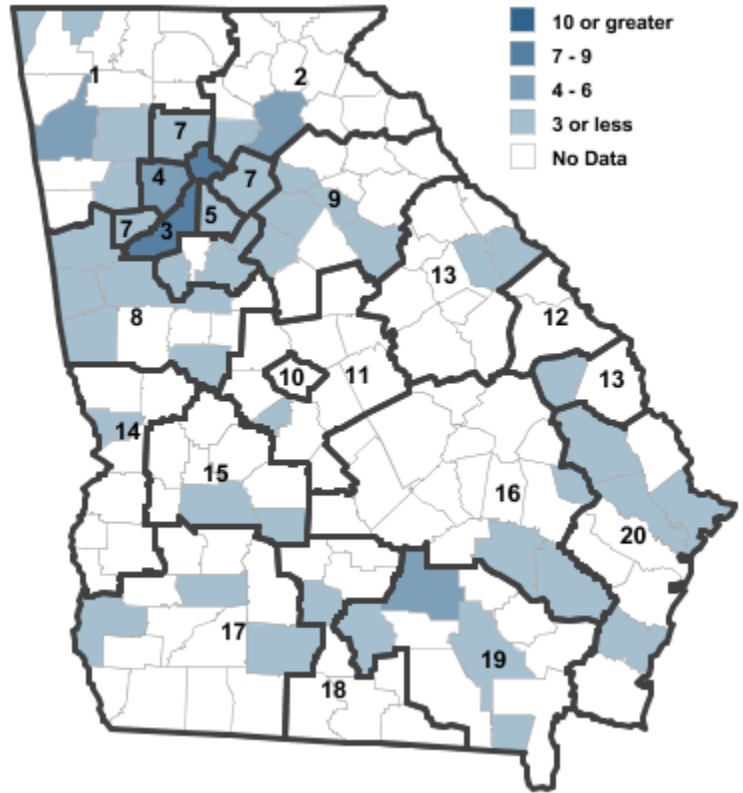


# Annual Industry Averages from QCEW 2011 NAICS 331 : Primary Metal Manufacturing

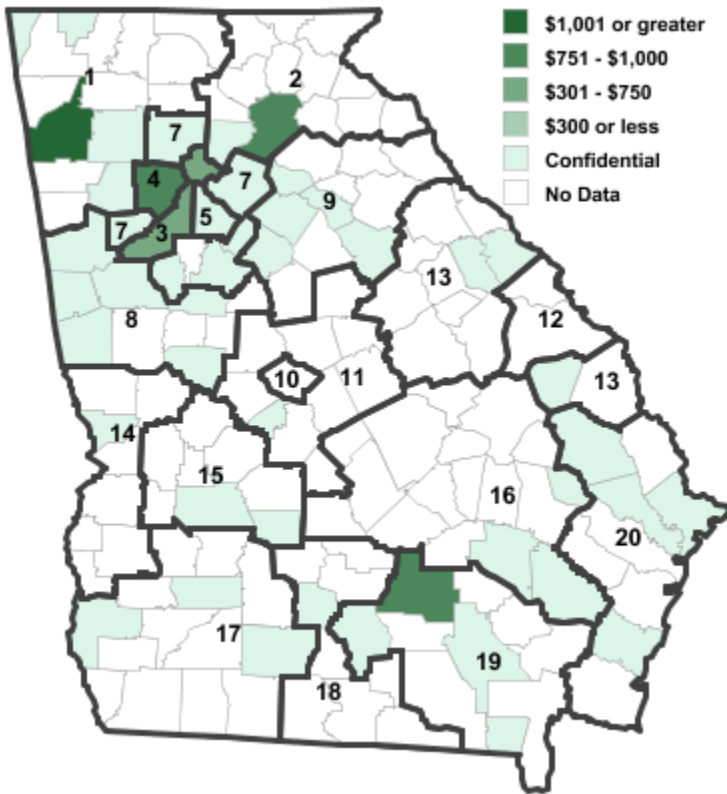
## Employment



## Establishments



## Weekly Wages



### Area

### Establish- Employ- Weekly ments ment Wages

#### Workforce Investment Areas

1	Northwest Georgia	15	1,204	\$1,192
2	Georgia Mountains	8	446	\$923
3	City of Atlanta	8	43	\$690
4	Cobb County	4	36	\$986
5	DeKalb County	2	***	***
6	Balance of Fulton County	8	43	\$690
7	Atlanta Regional	18	536	\$1,091
8	West Central Georgia	18	2,275	\$865
9	Northeast Georgia	4	192	\$1,076
11	Middle Georgia	1	***	***
13	East Central Georgia	3	113	\$973
14	Lower Chattahoochee	3	***	***
15	Middle Flint	2	***	***
16	Heart of Georgia-Altamaha	3	***	***
17	Southwest Georgia	4	***	***
18	South Georgia	2	***	***
19	Southeast Georgia	6	386	\$739
20	Coastal Georgia	5	110	\$705

#### Counties with largest values

45	Carroll	10	1,583	\$927
305	Wayne	1	2	\$3,166

Note: \*\*\* Confidential - Industry group does not meet criteria for disclosure