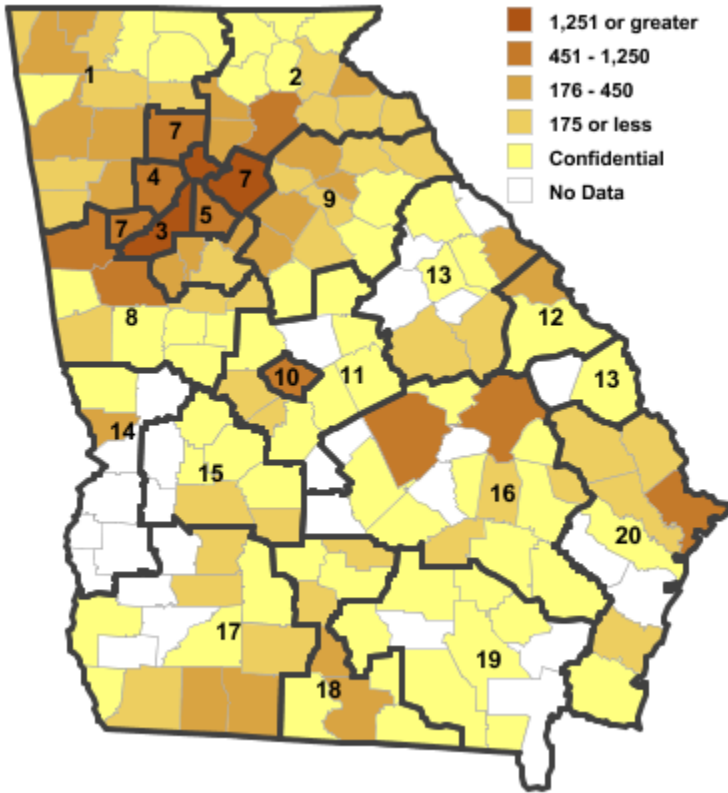


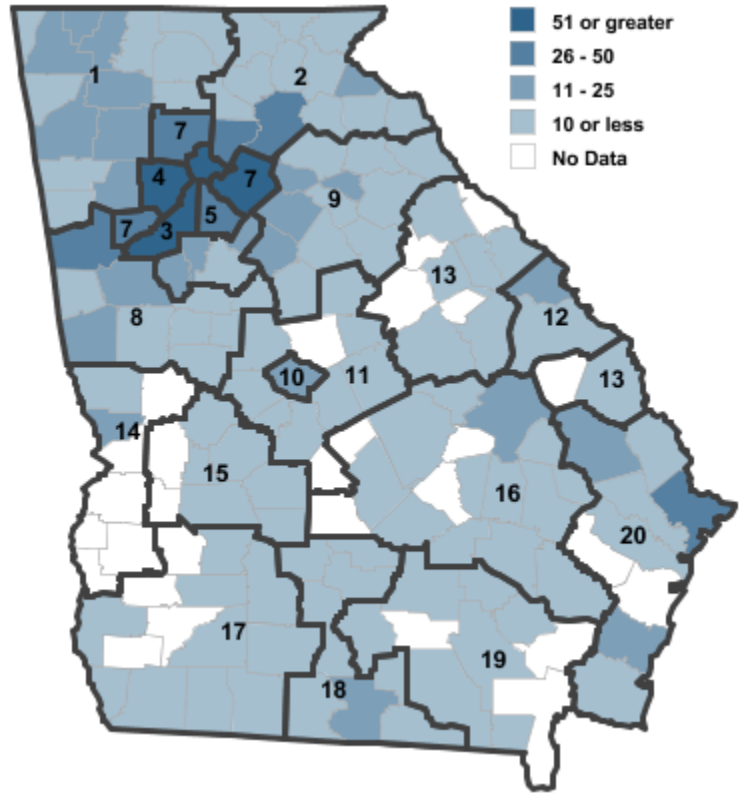
Annual Industry Averages from QCEW 2011

NAICS 332 : Fabricated Metal Product Manufacturing

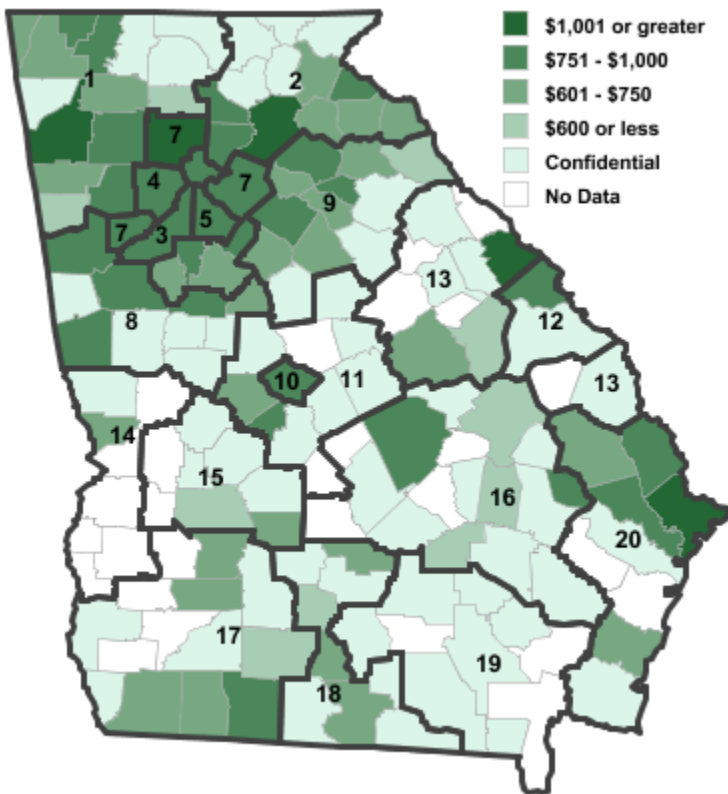
Employment



Establishments



Weekly Wages



Area

Establish- Employ- Weekly
ments ment Wages

Workforce Investment Areas

1	Northwest Georgia	147	1,729	\$874
2	Georgia Mountains	132	2,375	\$873
3	City of Atlanta	78	1,352	\$889
4	Cobb County	68	1,099	\$884
5	DeKalb County	46	875	\$937
6	Balance of Fulton County	78	1,352	\$889
7	Atlanta Regional	190	3,951	\$874
8	West Central Georgia	89	1,689	\$796
9	Northeast Georgia	98	1,536	\$788
10	Macon-Bibb	23	539	\$875
11	Middle Georgia	22	108	\$791
12	Richmond-Burke	24	418	\$830
13	East Central Georgia	30	1,067	\$819
14	Lower Chattahoochee	27	403	\$695
15	Middle Flint	17	250	\$545
16	Heart of Georgia-Altamaha	50	1,541	\$645
17	Southwest Georgia	49	1,184	\$784
18	South Georgia	43	682	\$674
19	Southeast Georgia	24	804	\$679
20	Coastal Georgia	62	793	\$977

Counties with largest values

111	Fannin	1	4	\$3,952
135	Gwinnett	81	1,913	\$866

Note: *** Confidential - Industry group does not meet criteria for disclosure