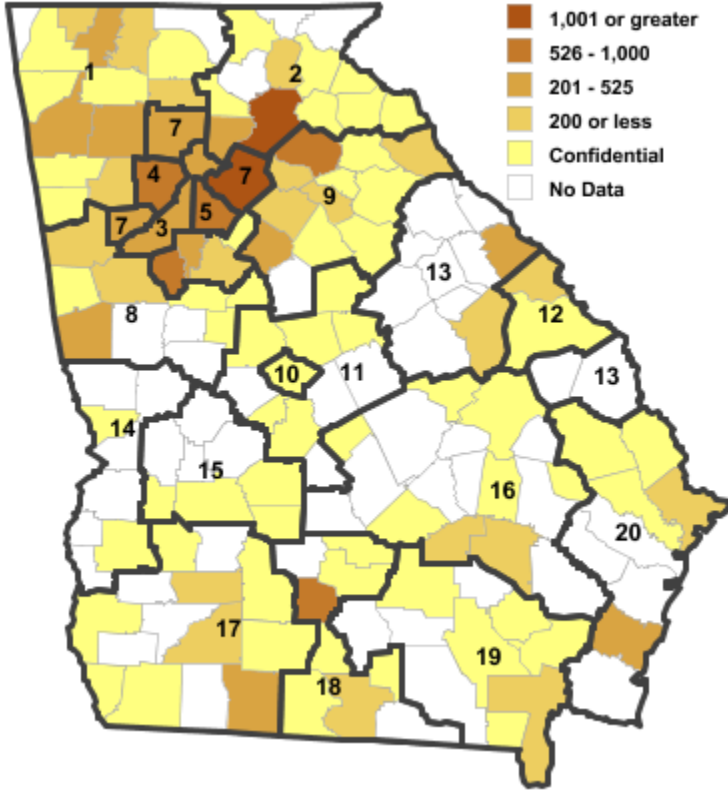


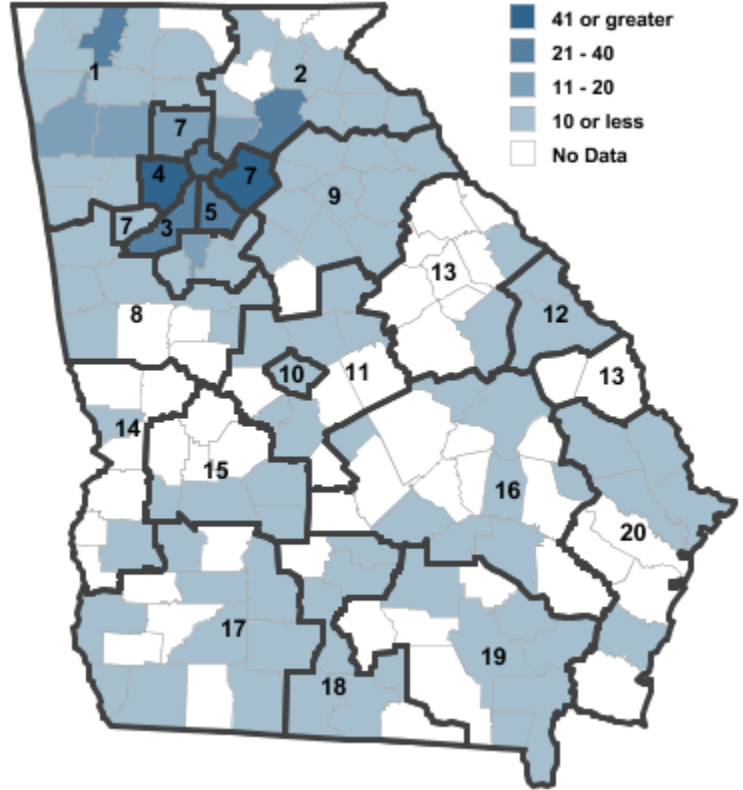
Annual Industry Averages from QCEW 2011

NAICS 333 : Machinery Manufacturing

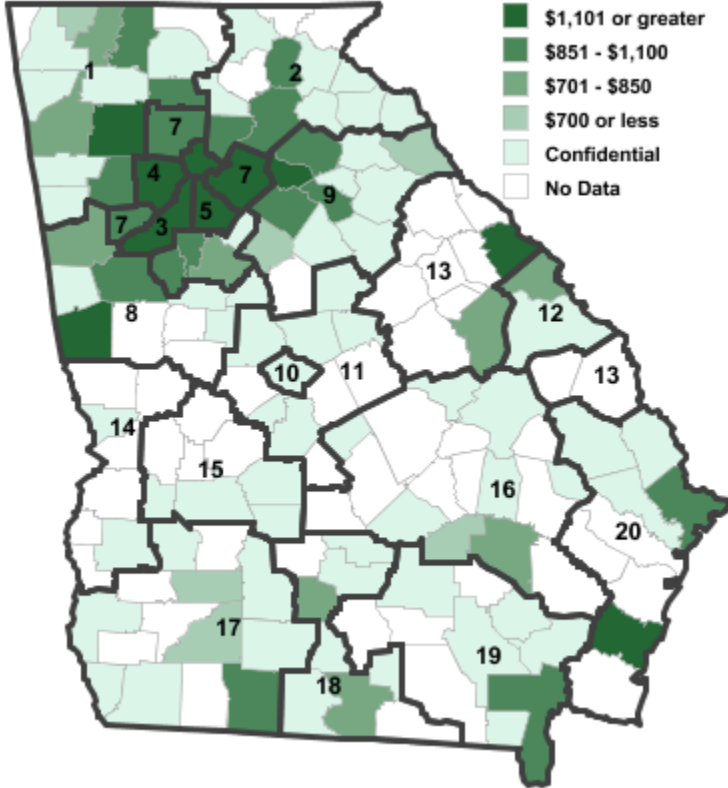
Employment



Establishments



Weekly Wages



Area

Establish- Employ- Weekly
ments ment Wages

Workforce Investment Areas

1	Northwest Georgia	75	1,509	\$958
2	Georgia Mountains	65	2,815	\$937
3	City of Atlanta	25	302	\$1,253
4	Cobb County	52	612	\$1,128
5	DeKalb County	31	885	\$1,185
6	Balance of Fulton County	25	302	\$1,253
7	Atlanta Regional	109	4,054	\$1,271
8	West Central Georgia	32	820	\$1,104
9	Northeast Georgia	44	1,824	\$901
10	Macon-Bibb	7	***	***
11	Middle Georgia	13	260	\$1,982
12	Richmond-Burke	7	72	\$855
13	East Central Georgia	8	629	\$1,319
14	Lower Chattahoochee	7	***	***
15	Middle Flint	9	375	\$882
16	Heart of Georgia-Altamaha	18	1,701	\$521
17	Southwest Georgia	23	501	\$778
18	South Georgia	19	865	\$732
19	Southeast Georgia	10	161	\$1,047
20	Coastal Georgia	22	1,035	\$923

Counties with largest values

9	Baldwin	2	95	\$3,899
135	Gwinnett	53	1,794	\$1,623

Note: *** Confidential - Industry group does not meet criteria for disclosure