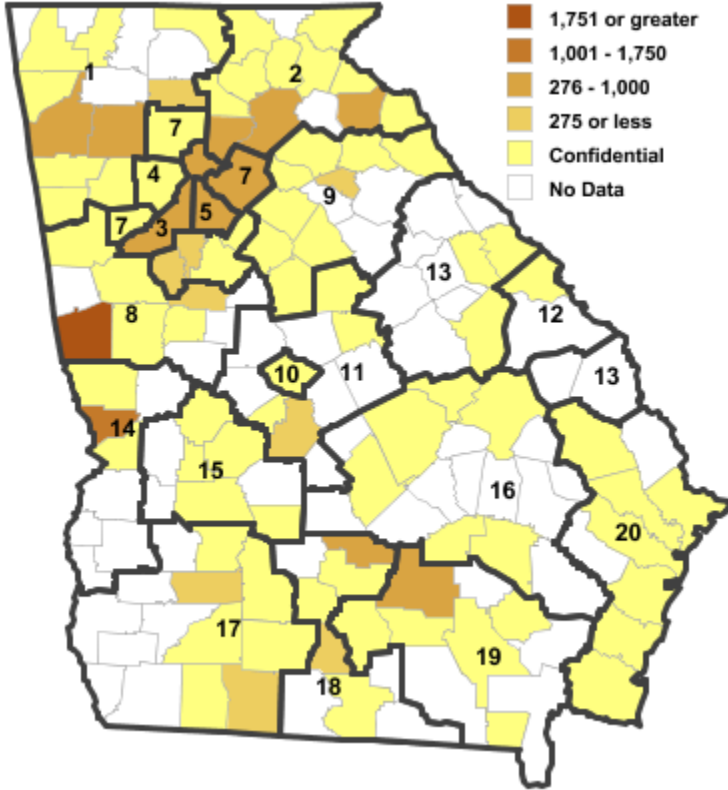


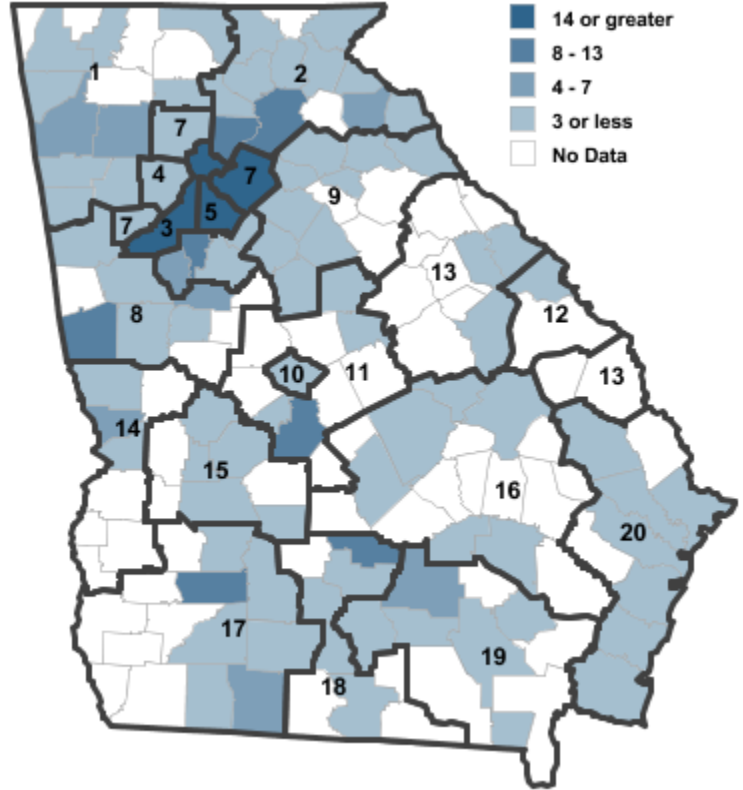
Annual Industry Averages from QCEW 2011

NAICS 336 : Transportation Equipment Manufacturing

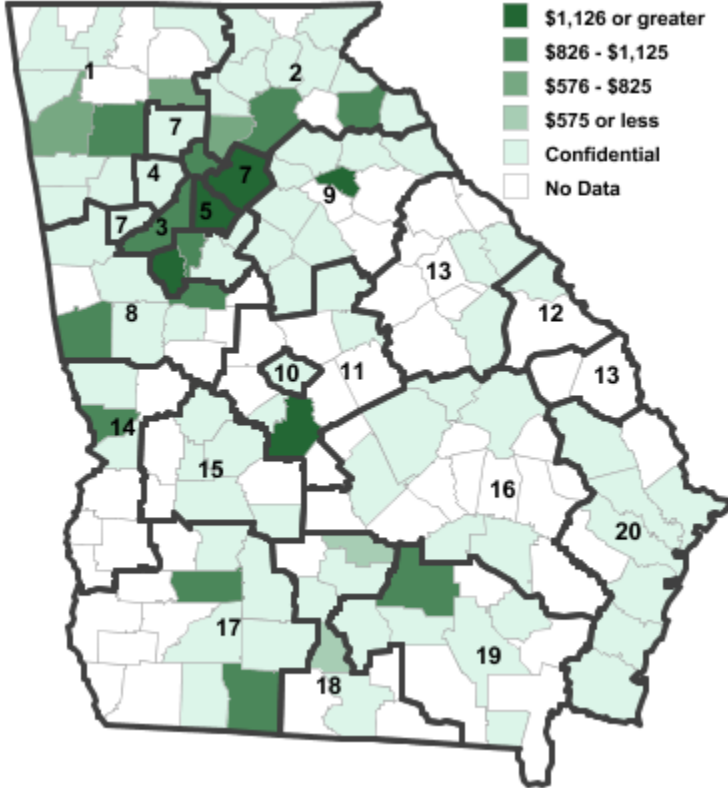
Employment



Establishments



Weekly Wages



Area

Establish- Employ- Weekly
ments ment Wages

Workforce Investment Areas

1	Northwest Georgia	33	3,490	\$827
2	Georgia Mountains	41	3,203	\$947
3	City of Atlanta	54	515	\$973
4	Cobb County	22	***	***
5	DeKalb County	15	311	\$1,233
6	Balance of Fulton County	54	515	\$973
7	Atlanta Regional	42	988	\$1,250
8	West Central Georgia	31	6,398	\$929
9	Northeast Georgia	20	1,446	\$974
10	Macon-Bibb	3	***	***
11	Middle Georgia	16	2,222	\$1,047
12	Richmond-Burke	17	***	***
13	East Central Georgia	9	717	\$781
14	Lower Chattahoochee	12	1,430	\$1,040
15	Middle Flint	8	93	\$1,299
16	Heart of Georgia-Altamaha	10	431	\$845
17	Southwest Georgia	19	565	\$908
18	South Georgia	17	502	\$545
19	Southeast Georgia	8	1,328	\$808
20	Coastal Georgia	39	***	***

Counties with largest values

67	Cobb	22	8,057	\$1,728
121	Fulton	54	515	\$973
261	Sumter	2	8	\$2,601

Note: *** Confidential - Industry group does not meet criteria for disclosure