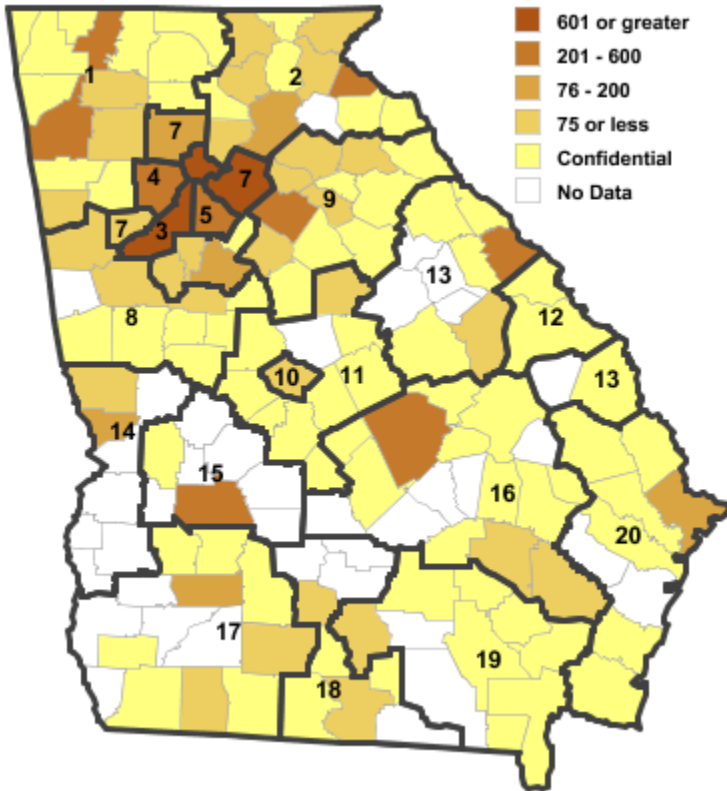


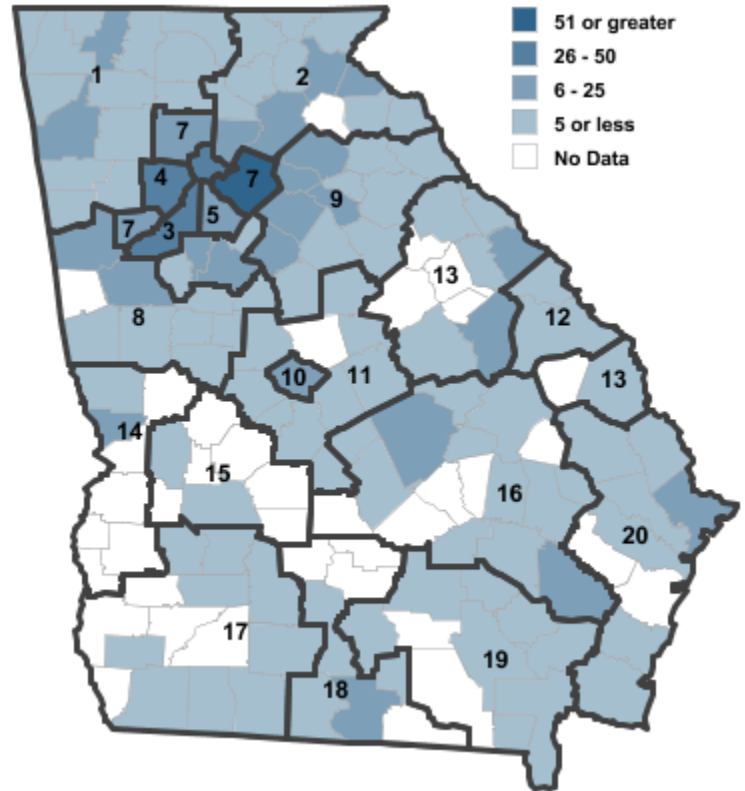
Annual Industry Averages from QCEW 2011

NAICS 337 : Furniture and Related Product Manufacturing

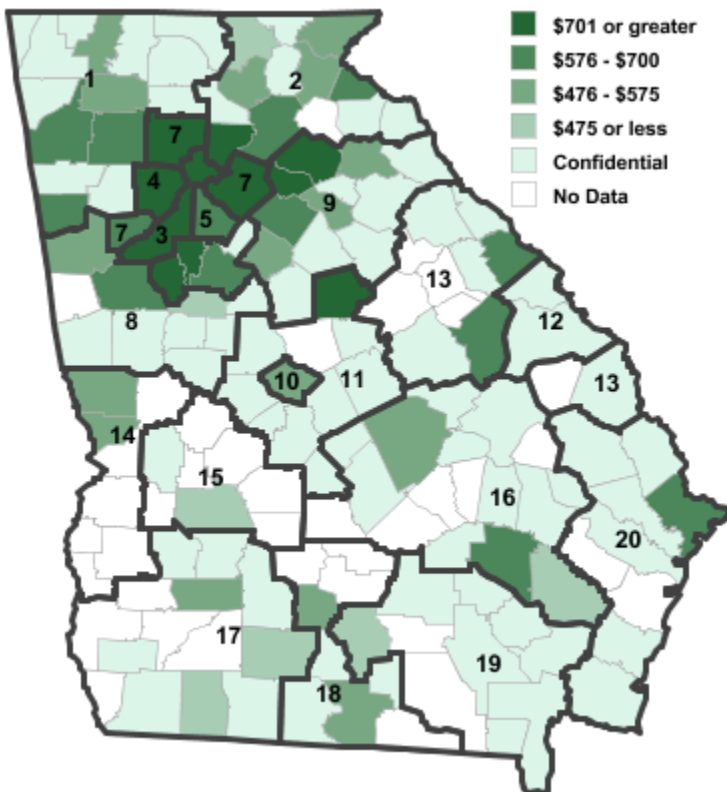
Employment



Establishments



Weekly Wages



Area

Establish- Employ- Weekly
ments ment Wages

Workforce Investment Areas

1	Northwest Georgia	62	1,819	\$706
2	Georgia Mountains	81	1,102	\$723
3	City of Atlanta	38	1,038	\$828
4	Cobb County	27	273	\$893
5	DeKalb County	23	223	\$606
6	Balance of Fulton County	38	1,038	\$828
7	Atlanta Regional	118	1,314	\$788
8	West Central Georgia	32	484	\$597
9	Northeast Georgia	60	794	\$1,028
10	Macon-Bibb	13	56	\$575
11	Middle Georgia	18	72	\$604
12	Richmond-Burke	2	***	***
13	East Central Georgia	21	303	\$670
14	Lower Chattahoochee	14	111	\$521
15	Middle Flint	5	364	\$408
16	Heart of Georgia-Altamaha	30	626	\$517
17	Southwest Georgia	28	170	\$479
18	South Georgia	16	75	\$490
19	Southeast Georgia	17	***	***
20	Coastal Georgia	22	144	\$601

Counties with largest values

85	Dawson	1	2	\$2,402
121	Fulton	38	1,038	\$828
135	Gwinnett	67	763	\$762

Note: *** Confidential - Industry group does not meet criteria for disclosure