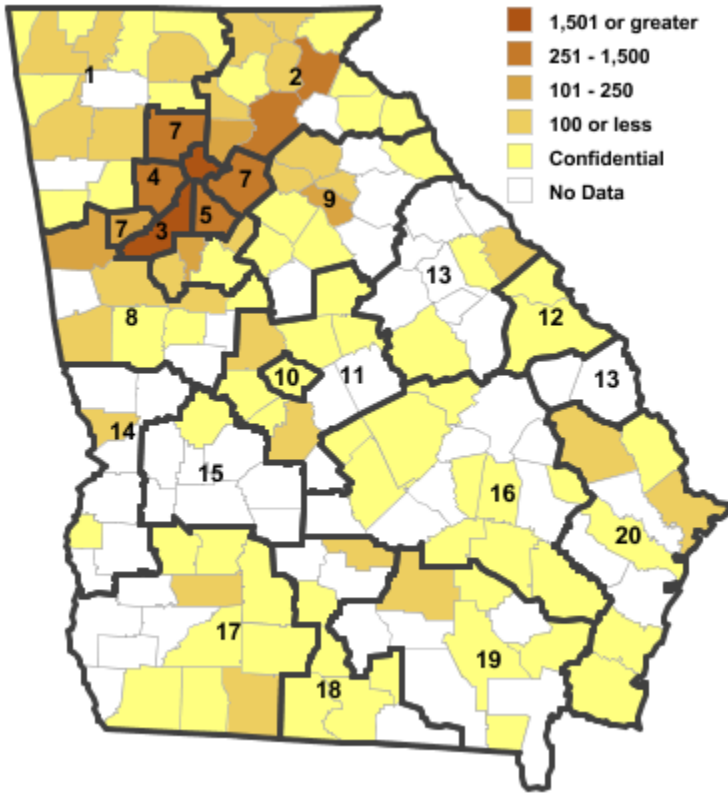


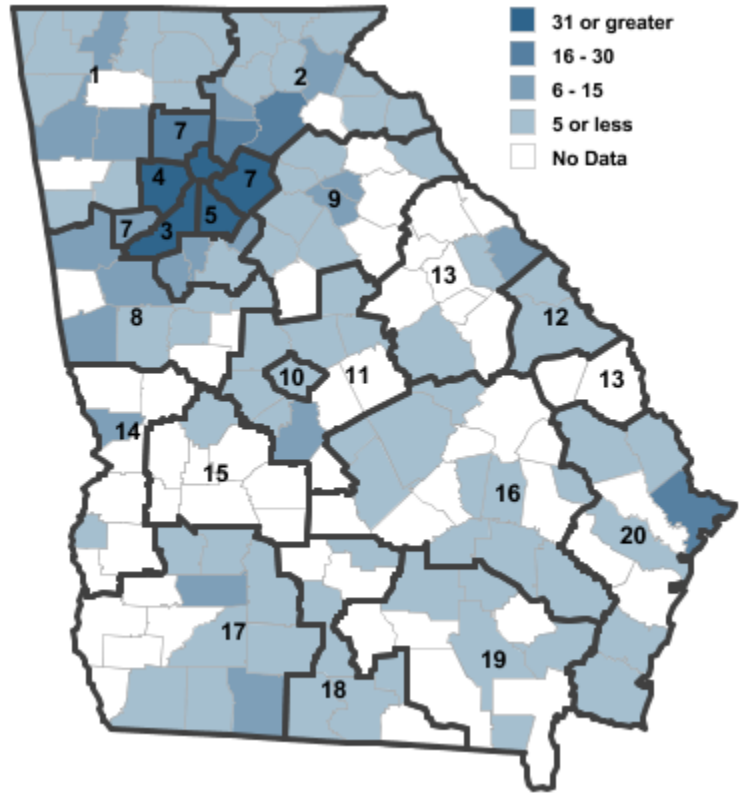
Annual Industry Averages from QCEW 2011

NAICS 339 : Miscellaneous Manufacturing

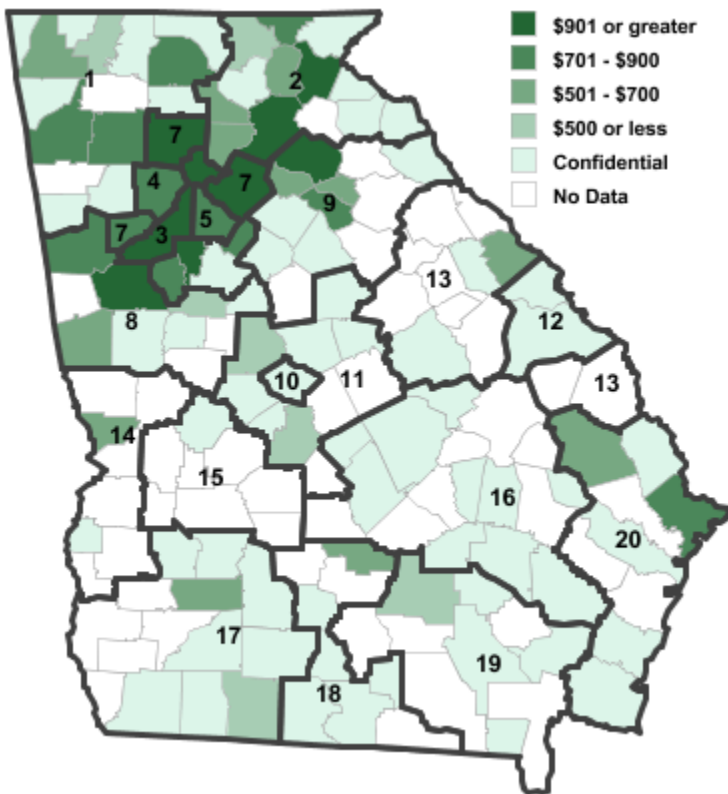
Employment



Establishments



Weekly Wages



Area

Establish- Employ- Weekly
ments ment Wages

Workforce Investment Areas

1	Northwest Georgia	52	585	\$695
2	Georgia Mountains	78	1,551	\$1,008
3	City of Atlanta	97	1,974	\$1,461
4	Cobb County	64	507	\$732
5	DeKalb County	62	803	\$896
6	Balance of Fulton County	97	1,974	\$1,461
7	Atlanta Regional	187	2,227	\$953
8	West Central Georgia	31	347	\$761
9	Northeast Georgia	39	969	\$1,253
10	Macon-Bibb	18	***	***
11	Middle Georgia	20	65	\$457
12	Richmond-Burke	14	748	\$856
13	East Central Georgia	13	58	\$578
14	Lower Chattahoochee	9	128	\$567
15	Middle Flint	1	***	***
16	Heart of Georgia-Altamaha	16	143	\$565
17	Southwest Georgia	26	102	\$503
18	South Georgia	14	96	\$642
19	Southeast Georgia	9	***	***
20	Coastal Georgia	30	131	\$697

Counties with largest values

77	Coweta	8	14	\$2,088
121	Fulton	97	1,974	\$1,461
135	Gwinnett	110	1,304	\$954

Note: *** Confidential - Industry group does not meet criteria for disclosure