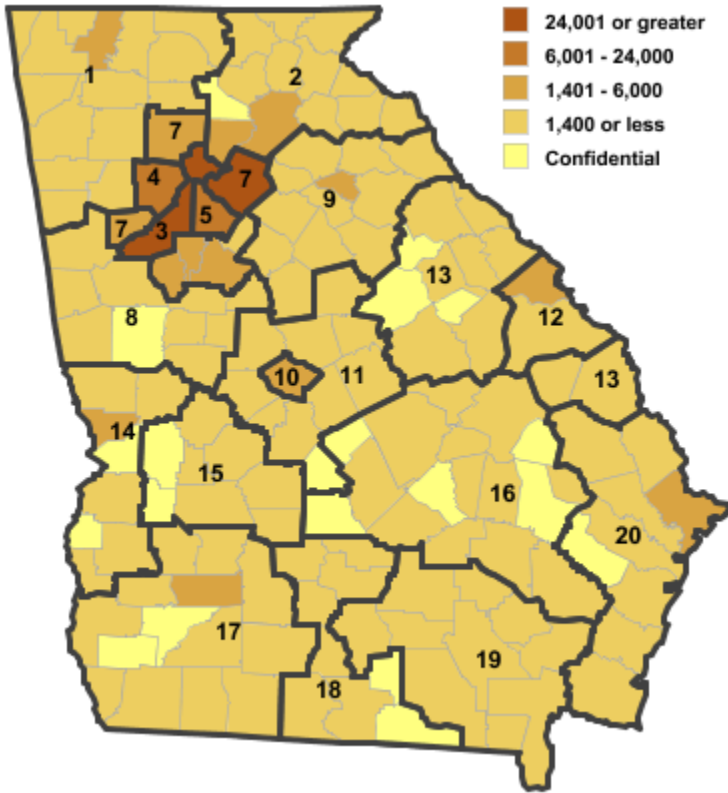


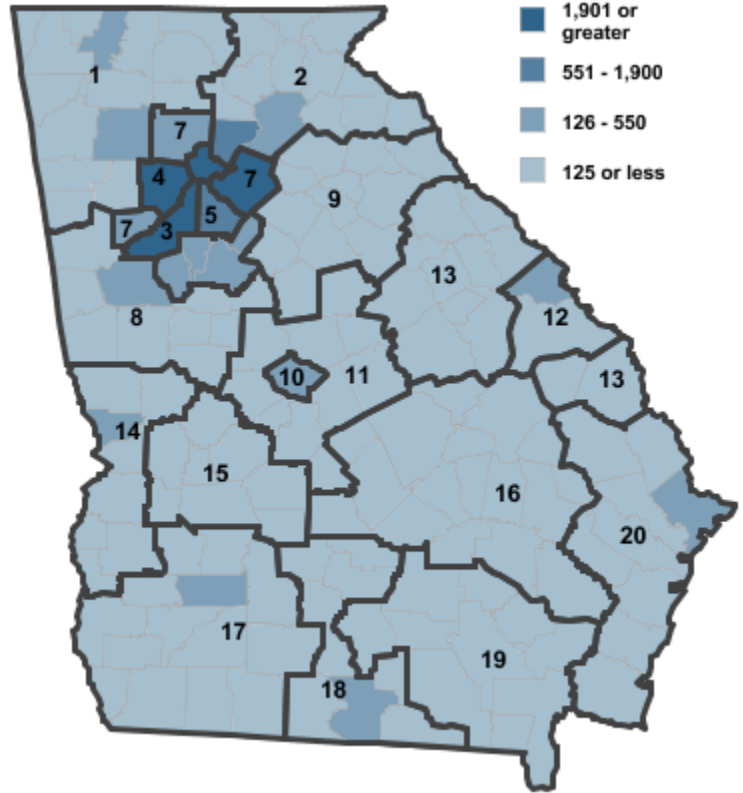
Annual Industry Averages from QCEW 2011

NAICS 42 : Wholesale Trade

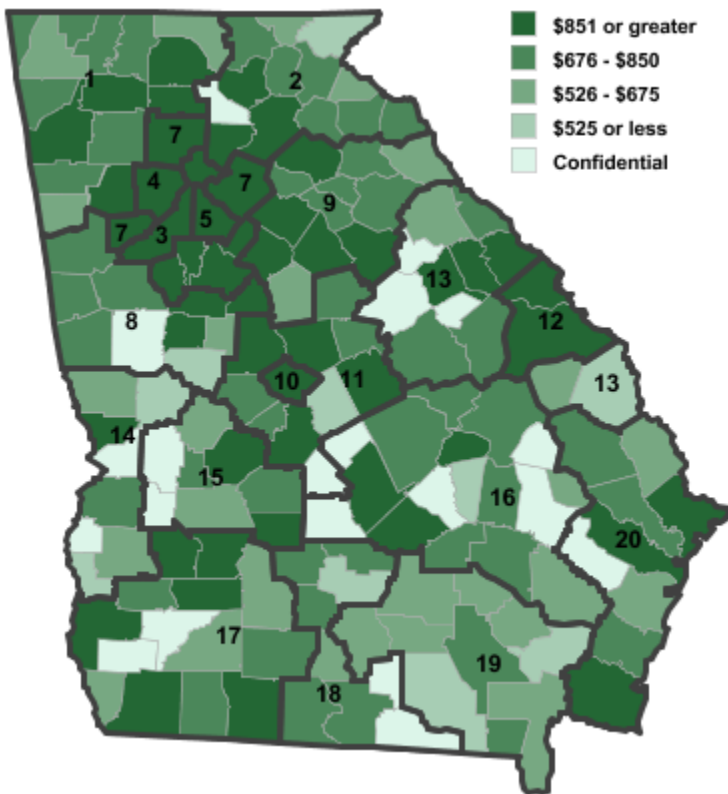
Employment



Establishments



Weekly Wages



Area

Establish- Employ- Weekly
ments ment Wages

Workforce Investment Areas

1	Northwest Georgia	975	9,323	\$852
2	Georgia Mountains	1,143	10,210	\$1,066
3	City of Atlanta	3,046	38,791	\$1,736
4	Cobb County	1,967	21,598	\$1,416
5	DeKalb County	1,234	12,997	\$1,298
6	Balance of Fulton County	3,046	38,791	\$1,736
7	Atlanta Regional	4,141	42,850	\$1,206
8	West Central Georgia	461	4,835	\$838
9	Northeast Georgia	680	6,354	\$838
10	Macon-Bibb	230	2,750	\$861
11	Middle Georgia	209	1,322	\$880
12	Richmond-Burke	223	2,861	\$975
13	East Central Georgia	186	1,206	\$859
14	Lower Chattahoochee	215	2,608	\$860
15	Middle Flint	112	1,101	\$769
16	Heart of Georgia-Altamaha	254	2,578	\$719
17	Southwest Georgia	509	5,372	\$868
18	South Georgia	312	2,593	\$768
19	Southeast Georgia	186	1,914	\$624
20	Coastal Georgia	656	6,596	\$1,000

Counties with largest values

121	Fulton	3,046	38,796	\$1,736
-----	--------	--------------	---------------	----------------

Note: *** Confidential - Industry group does not meet criteria for disclosure