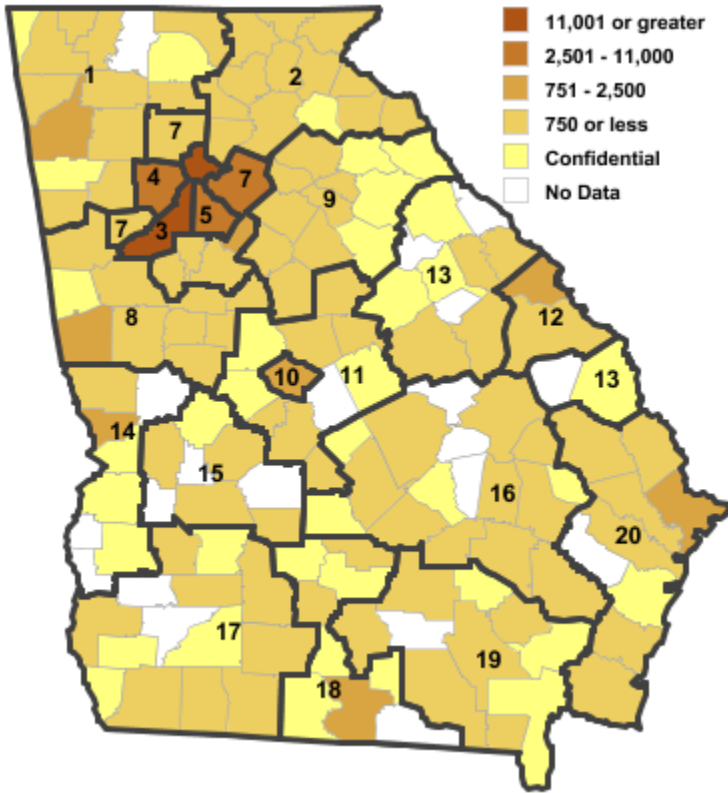


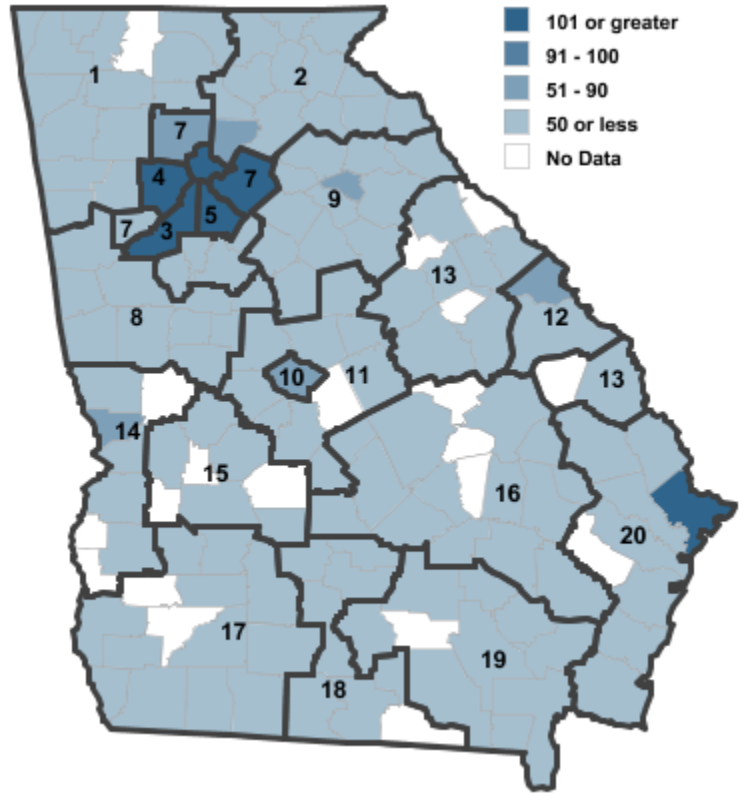
Annual Industry Averages from QCEW 2011

NAICS 51 : Information

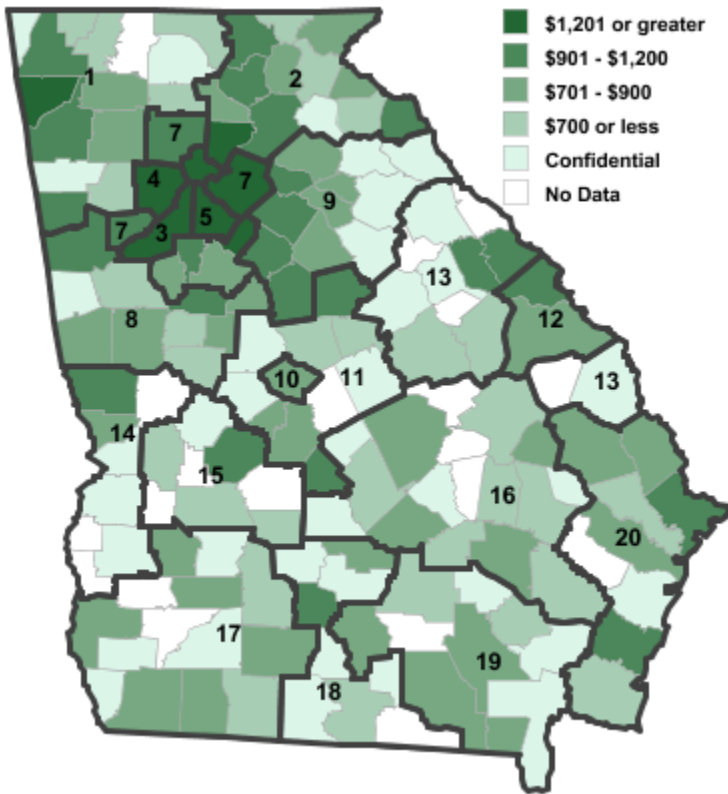
Employment



Establishments



Weekly Wages



Area

Establish- Employ- Weekly
ments ment Wages

Workforce Investment Areas

1	Northwest Georgia	177	3,145	\$802
2	Georgia Mountains	198	1,986	\$995
3	City of Atlanta	1,178	46,648	\$1,842
4	Cobb County	382	6,897	\$1,407
5	DeKalb County	422	9,127	\$1,549
6	Balance of Fulton County	1,178	46,648	\$1,842
7	Atlanta Regional	714	11,744	\$1,322
8	West Central Georgia	119	2,896	\$872
9	Northeast Georgia	162	1,216	\$790
10	Macon-Bibb	72	1,252	\$894
11	Middle Georgia	55	654	\$801
12	Richmond-Burke	71	1,701	\$900
13	East Central Georgia	45	546	\$972
14	Lower Chattahoochee	70	1,250	\$801
15	Middle Flint	30	218	\$648
16	Heart of Georgia-Altamaha	77	682	\$702
17	Southwest Georgia	97	1,112	\$758
18	South Georgia	63	1,242	\$594
19	Southeast Georgia	41	488	\$836
20	Coastal Georgia	196	2,317	\$896

Counties with largest values

121	Fulton	1,178	46,648	\$1,842
149	Heard	2	3	\$2,530

Note: *** Confidential - Industry group does not meet criteria for disclosure