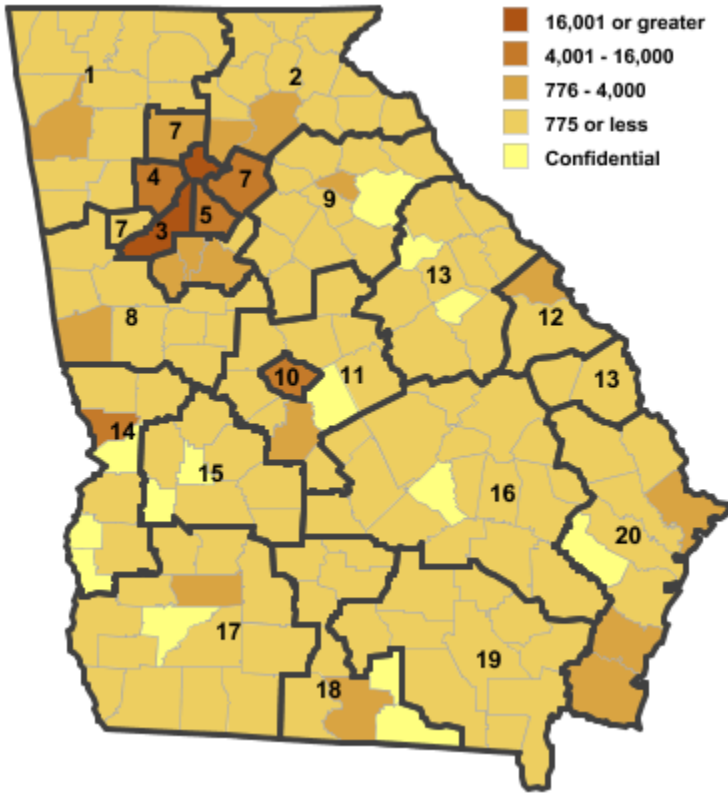


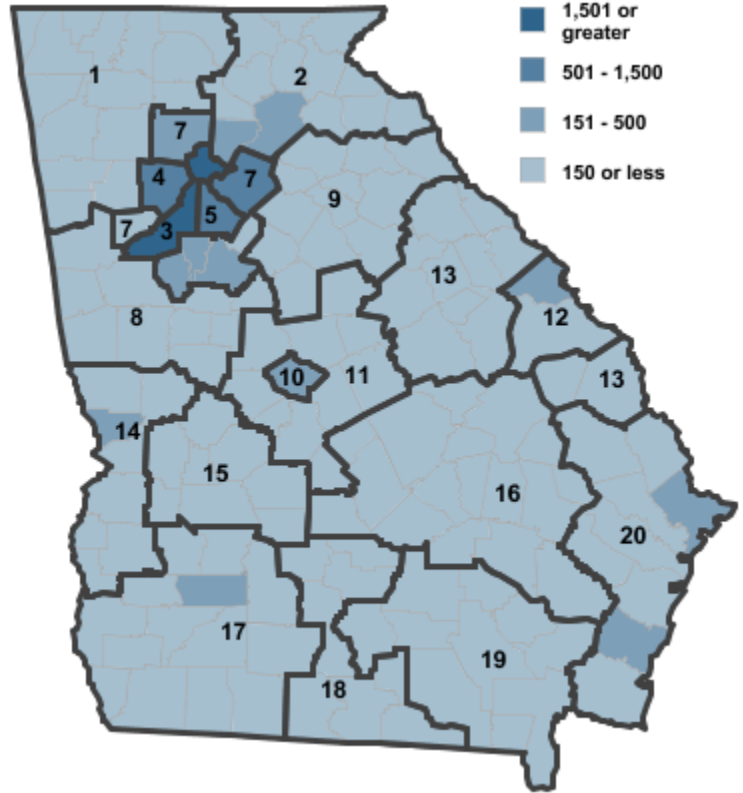
Annual Industry Averages from QCEW 2011

NAICS 52 : Finance and Insurance

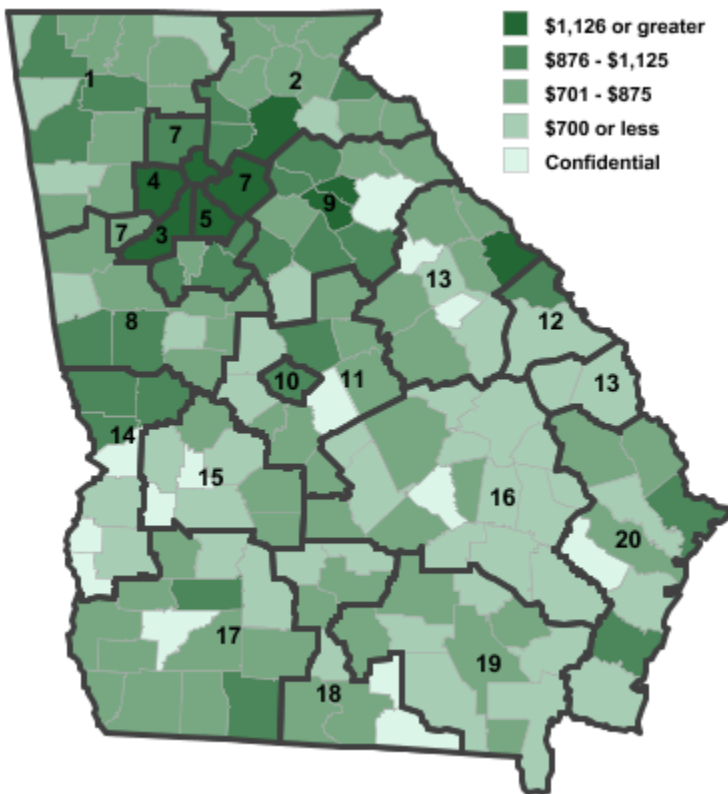
Employment



Establishments



Weekly Wages



Area

Establish- Employ- Weekly
ments ment Wages

Workforce Investment Areas

1	Northwest Georgia	741	4,738	\$850
2	Georgia Mountains	765	6,012	\$1,039
3	City of Atlanta	2,858	48,142	\$2,106
4	Cobb County	1,256	11,457	\$1,350
5	DeKalb County	914	9,735	\$1,390
6	Balance of Fulton County	2,858	48,142	\$2,106
7	Atlanta Regional	2,398	21,341	\$1,101
8	West Central Georgia	505	3,388	\$840
9	Northeast Georgia	569	3,610	\$1,062
10	Macon-Bibb	316	6,735	\$900
11	Middle Georgia	309	1,908	\$764
12	Richmond-Burke	260	2,128	\$928
13	East Central Georgia	222	1,505	\$939
14	Lower Chattahoochee	364	9,477	\$1,109
15	Middle Flint	110	622	\$711
16	Heart of Georgia-Altamaha	304	2,213	\$676
17	Southwest Georgia	513	3,244	\$849
18	South Georgia	291	1,862	\$792
19	Southeast Georgia	180	1,140	\$710
20	Coastal Georgia	842	5,650	\$915

Counties with largest values

121	Fulton	2,858	48,169	\$2,106
-----	--------	--------------	---------------	----------------

Note: *** Confidential - Industry group does not meet criteria for disclosure